



CHIORINO[®]
1906

Passion for belting

Timing belts



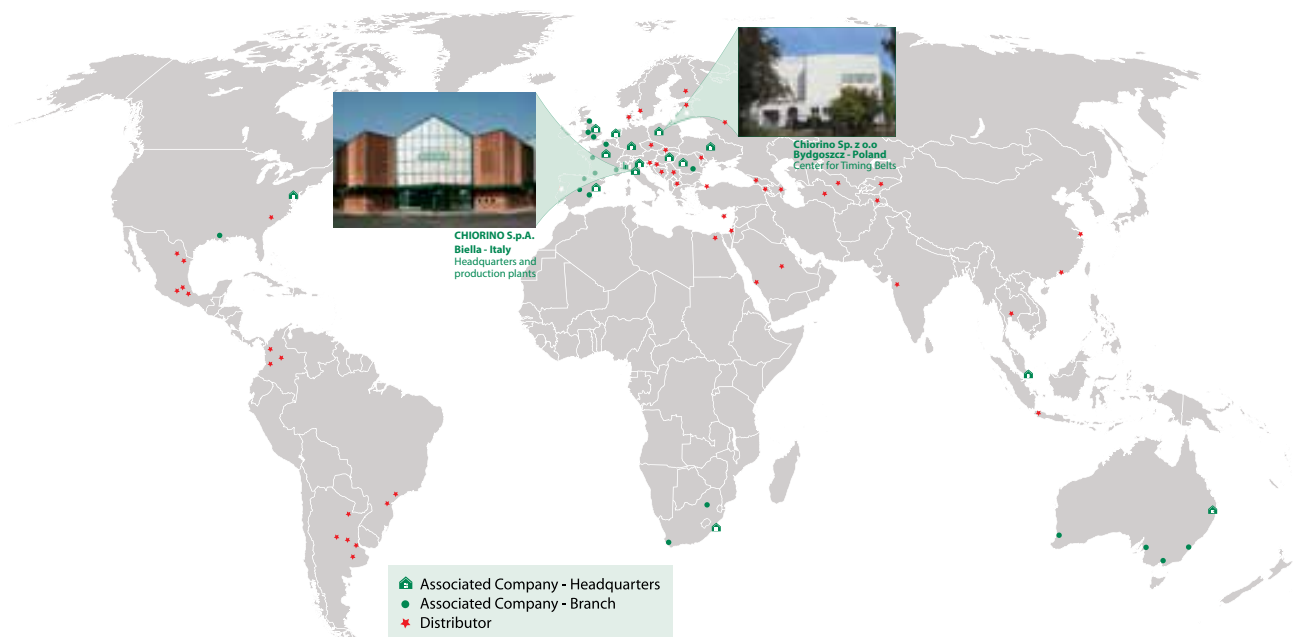
Quality and service is our driving force!

Timing belts for mechanical drives and conveying applications. Timing belts provide a simple, functional approach to solve your technical problems for driving systems and conveying of goods. The timing belts within our product range are made either from polyurethane or rubber. The carcass construction in the polyurethane belt is based on kevlar or steel cords. The rubber timing belts are provided with a fiberglass cord. The construction assures a high dynamic performance with low performance losses.

The Company	4	Chiorino polyurethane belts with profiles	103
Chiorino truly endless timing belts		Chiorino polyurethane belts with 3D printing profiles	104
Introduction	5	FT-Chiorino False Tooth System	105
Technical data		CMF-Chiorino Mechanical Fastening system	106
Metric profile	6	Custom made belt for sausages industry	107
Inch pitch profile	9	Custom made feeder belts	108
Product range	10	V-Belts	109
Chiorino polyurethane open-end timing belts		Poly V belts	110
Introduction	13	Pulleys	112
Technical data		Form	114
Metric profile	14		
HTD, STD, RTD profile	26		
Inch pitch profile	37		
Flat belts	42		
Total protection belts	45		
EAGLE profile	48		
Extra-wide	52		
Self tracking timing belts	54		
Chiorino-flex endless timing belts			
Introduction	59		
Technical data			
Metric profile	60		
HTD, STD, RTD profile	64		
Inch pitch profile	69		
Flat belts	71		
EAGLE profile	73		
Chiorino rubber timing belts			
Product range	75		
Coatings & specials	88		
Coatings	90		
Truly endless vulcanized belts	99		
Custom made belt for hygiene and diaper industry	100		
Vulcanized belts	101		

CHIORINO S.p.A. founded in Biella in 1906 is an international leading company in the full-cycled production of conveyor and transmission belts. During January 2011 CHIORINO Sp. z o.o. – started production and distribution of TIMING BELTS among the whole CHIORINO Group.

The company



Specialization, flexibility, continuous technology update, are the market requirements. CHIORINO is the solution. Consistently answering the market needs with the ability to offer products that must be „state of the art“ of the technology from every aspect.

This is why CHIORINO is a Global Reference Supplier for any requirement for CONVEYOR and PROCESS BELTS, FLAT TRANSMISSION BELTS and RUBBER APRONS. Components that must assure and ensure the most reliable product handling of all kinds in all situations.

Since January 2011 CHIORINO has enlarged its range of products, offering customers POLYURETHANE and RUBBER TIMING BELTS. Special belts with a variety of covers are available at the request of the customer with Ground finish and/or holes if required. This is the CHIORINO philosophy: „total quality“ in order to be able to offer the right solutions to specific needs.

CHIORINO polyurethane truly endless timing belts are characterized by high power transmission capabilities. The construction of the belt enables a maintenance free operation. The application of belts is possible in environments with high temperature variation. For detailed technical information please contact our technical support.

Truly endless timing belts

Features

- High power transmission capabilities
- Maintenance free
- Superior length stability
- Clean power transmission with no dust dispersion
- No contamination of object in contact
- Very high chemical resistance and particularly to oils, greases and gasoline
- Superior abrasion resistance
- High quality, thermo-set polyurethane designed specifically for timing belt applications
- Available with either steel or kevlar reinforcement
- Application temperature -10°C - +80 °C (standard)
- Up to +125 °C with special compound PU 53

Typical application fields

Chiorino polyurethane truly endless belts are suitable for power transmission drives where high precision is needed, cleanliness is critical and in difficult environment (presence of chemicals).

- | | |
|---------------------------------|------------------------------------|
| • Plotters | • Cameras |
| • Office automation | • Machine tools |
| • Medical technology | • Robot arms |
| • Packaging machines | • Home appliances |
| • Swimming pool cleaning robots | • Vacuum systems |
| • Banking machines | • Food processing machines |
| • Coin dispenser | • Textile machines |
| • Vending machines | • Gardening equipment and machines |
| • Optical instruments | |

Applications with special backing and cleats are specifically designed for special heavy duty conveying drives.

Available profile range

Chiorino timing belts are available in a standard range in the following profile range:

T2,5, T5, T10, AT5, AT10, XL, L

Tension cords

Chiorino timing belts are manufactured with high tensile strength steel cords as standard. All technical data shown in the catalogue are valid for standard cords. Belts with special cords have different mechanical and chemical properties.

Special type of tension member such as stainless steel, HFE high flexibility or kevlar are available on request.

Kevlar tension cords are used where non-magnetic drives are requested.

Stainless steel is used where high corrosion resistance is required.

Fiberglass and polyester are used where high flexibility and water resistance are required.

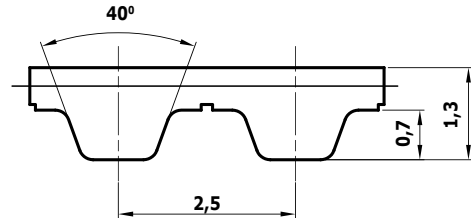


Truly endless timing belts

T2,5

Belt characteristics

- Truly endless polyurethane timing belt with steel tension cords
- Tooth profile according to ISO 17396
- Metric pitch 2,5 mm
- Ideal for drives where high belt flexibility is required
- Allows the use of small diameter pulleys
- Transmissible power up to 5 kW
- Rpm up to 10.000 [1/min]



Width tolerance: $\pm 0,3$ [mm]
 Thickness tolerance: $\pm 0,15$ [mm]

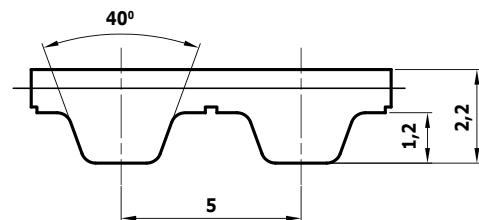
Flexibility

Minimum pulley number of teeth and minimum idler diameter			
Drive without reverse bending		Timing pulley z_{min}	10
		Flat idler running on belt teeth d_{min}	15 mm
Drive with reverse bending		Timing pulley z_{min}	18
		Flat idler running on belt teeth d_{min}	15 mm

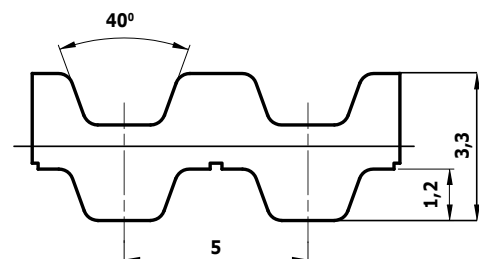
T5/DT5

Belt characteristics

- Truly endless polyurethane timing belt with steel tension cords
- Tooth profile according to ISO 17396
- Metric pitch 5 mm
- Ideal for drives where high belt flexibility is required
- Allows the use of small diameter pulleys
- Rpm up to 10.000 [1/min]



Width tolerance: $\pm 0,5$ [mm]
 Thickness tolerance: $\pm 0,15$ [mm]



Flexibility

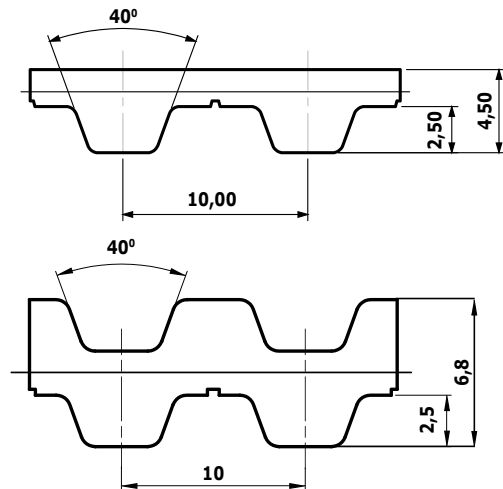
Minimum pulley number of teeth and minimum idler diameter			
Drive without reverse bending		Timing pulley z_{min}	10
		Flat idler running on belt teeth d_{min}	30 mm
Drive with reverse bending		Timing pulley z_{min}	15
		Flat idler running on belt teeth d_{min}	30 mm

T10/DT10

Belt characteristics

- Truly endless polyurethane timing belt with steel tension cords
- Tooth profile according to ISO 17396
- Metric pitch 10 mm
- Ideal for drives where high belt flexibility is required
- Allows the use of small diameter pulleys
- Rpm up to 10.000 [1/min]

Width tolerance: $\pm 0,5$ [mm]
Thickness tolerance: $\pm 0,2$ [mm]



Flexibility

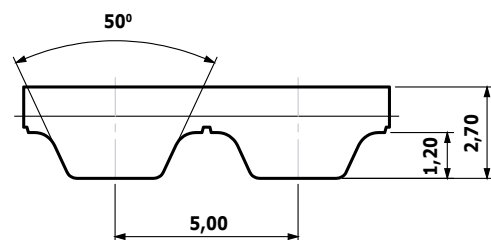
Minimum pulley number of teeth and minimum idler diameter			
Drive without reverse bending		Timing pulley z_{min}	12
		Flat idler running on belt teeth d_{min}	60 mm
Drive with reverse bending		Timing pulley z_{min}	20
		Flat idler running on belt teeth d_{min}	60 mm

AT5

Belt characteristics

- Truly endless polyurethane timing belt with steel tension cords
- Tooth profile according to ISO 17396
- Metric pitch 5 mm
- Tooth profile and dimension are optimised to guarantee uniform load distribution and minimum deformation under load
- High resistance and low stretch steel cords to guarantee high stability and low elongation
- Reduced polygonal effect with reduced drive vibration and noise
- Rpm up to 10.000 [1/min]

Width tolerance: $\pm 0,5$ [mm]
Thickness tolerance: $\pm 0,15$ [mm]



Flexibility

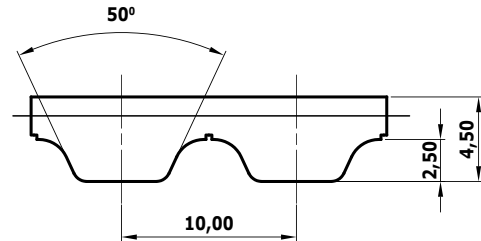
Minimum pulley number of teeth and minimum idler diameter			
Drive without reverse bending		Timing pulley z_{min}	15
		Flat idler running on belt teeth d_{min}	25 mm
Drive with reverse bending		Timing pulley z_{min}	20
		Flat idler running on belt teeth d_{min}	60 mm

Truly endless timing belts

AT10

Belt characteristics

- Truly endless polyurethane timing belt with steel tension cords
- Tooth profile according to ISO 17396
- Metric pitch 10 mm
- Tooth profile and dimension are optimised to guarantee uniform load distribution and minimum deformation under load
- High resistance and low stretch steel cords to guarantee high stability and low elongation
- Reduced polygonal effect with reduced drive vibration and noise
- Rpm up to 10.000 [1/min]



Width tolerance: $\pm 0,5$ [mm]
 Thickness tolerance: $\pm 0,2$ [mm]

Flexibility

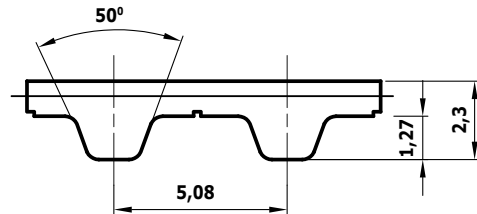
Minimum pulley number of teeth and minimum idler diameter			
Drive without reverse bending		Timing pulley z_{min}	15
		Flat idler running on belt teeth d_{min}	50 mm
Drive with reverse bending		Timing pulley z_{min}	25
		Flat idler running on belt teeth d_{min}	120 mm



XL

Belt characteristics

- Truly endless polyurethane timing belt with steel tension cords
- Trapezoidal tooth profile according to UNI/ISO 5296
- Imperial pitch 1/5"=5.08 mm
- Mainly used in applications where inch pitch is an advantage
- Transmissible power up to 5 kW
- Rpm up to 10.000 [1/min]



Width tolerance: $\pm 0,5$ [mm]
Thickness tolerance: $\pm 0,2$ [mm]

Flexibility

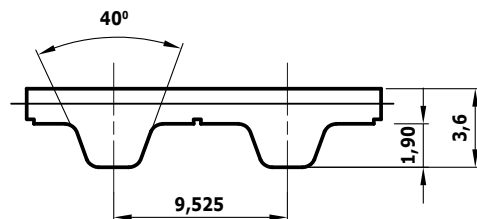
Minimum pulley number of teeth and minimum idler diameter

Drive without reverse bending		Timing pulley z_{min}	10
		Flat idler running on belt teeth d_{min}	30 mm
Drive with reverse bending		Timing pulley z_{min}	15
		Flat idler running on belt teeth d_{min}	30 mm

L

Belt characteristics

- Truly endless polyurethane timing belt with steel tension cords
- Trapezoidal tooth profile according to UNI/ISO 5296
- Imperial pitch 3/8"=9.525 mm
- Mainly used in applications where inch pitch is an advantage
- Transmissible power up to 20 kW
- Rpm up to 10.000 [1/min]



Width tolerance: $\pm 0,5$ [mm]
Thickness tolerance: $\pm 0,2$ [mm]

Flexibility

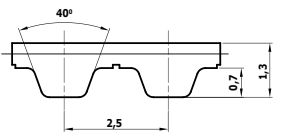
Minimum pulley number of teeth and minimum idler diameter

Drive without reverse bending		Timing pulley z_{min}	15
		Flat idler running on belt teeth d_{min}	60 mm
Drive with reverse bending		Timing pulley z_{min}	20
		Flat idler running on belt teeth d_{min}	60 mm

Truly endless timing belts

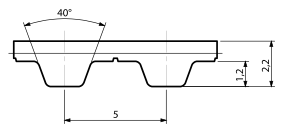
Standard belt sizes

T2,5



Number of teeth z	Length [mm]
48	120
58	145
64	160
71	177,5
72	180
74	185
80	200
84	210
92	230
98	245
106	265
111	277,5
114	285
116	290
122	305
127	317,5
132	330
137	342,5
152	380
168	420
192	480
200	500
216	540
240	600
260	650
312	780
366	915
380	950
590	1475

T5



Number of teeth z	Length [mm]
33	165
36	180
37	185
40	200
42	210
43	215
44	220
45	225
49	245
50	250
51	255
52	260
54	270
55	275
56	280
59	295
60	300
61	305
64	320
65	325
66	330
68	340
70	350
71	355
72	360
73	365
75	375
78	390
80	400
82	410
84	420
85	425
86	430
88	440
89	445
90	450
91	455
92	460
95	475

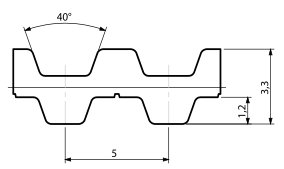
T5

Number of teeth z	Length [mm]
96	480
100	500
102	510
105	525
109	545
110	550
112	560
115	575
118	590
120	600
122	610
124	620
125	625
126	630
128	640
130	650
132	660
135	675
138	690
140	700
144	720
145	725
150	750
153	765
156	780
160	800
163	815
166	830
168	840
170	850
172	860
180	900
188	940
198	990
200	1000
215	1075
220	1100
223	1115
228	1140
240	1200
243	1215
253	1265
256	1280
263	1315

T5

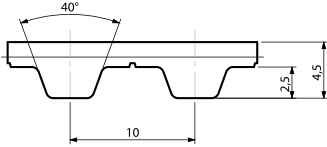
Number of teeth z	Length [mm]
270	1350
271	1355
276	1380
288	1440
391	1955

DT5



Number of teeth z	Length [mm]
82	410
92	460
118	590
124	620
125	625
150	750
160	800
163	815
168	840
172	860
188	940
220	1100

T10

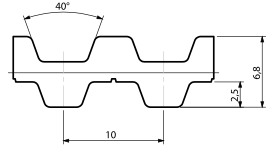


Number of teeth z	Length [mm]
26	260
32	320
35	350
37	370
40	400
41	410
44	440
45	450
48	480
50	500
53	530
55	550
56	560
60	600
61	610
63	630
65	650
66	660
68	680
69	690
70	700
72	720
73	730
75	750
76	760
78	780
80	800
81	810
84	840
85	850
88	880
89	890
90	900
91	910
92	920

T10

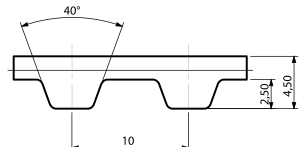
Number of teeth z	Length [mm]
95	950
96	960
97	970
98	980
100	1000
101	1010
105	1050
108	1080
110	1100
111	1110
114	1140
115	1150
120	1200
121	1210
124	1240
125	1250
130	1300
132	1320
135	1350
139	1390
140	1400
142	1420
144	1440
145	1450
146	1460
150	1500
156	1560
160	1600
161	1610
170	1700
175	1750
178	1780
180	1800
188	1880
196	1960
225	2250

DT10



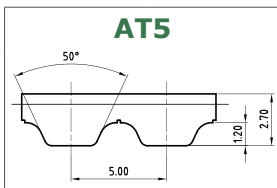
Number of teeth z	Length [mm]
26	260
53	530
63	630
66	660
72	720
81	810
84	840
92	920
98	980
110	1100
121	1210
124	1240
125	1250
132	1320
135	1350
142	1420
161	1610
188	1880

T10 - VACUUM

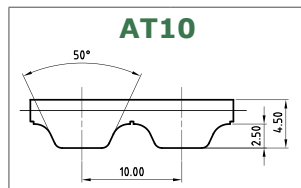


Number of teeth z	Length [mm]
60	600
63	630
72	720
80	800
92	920

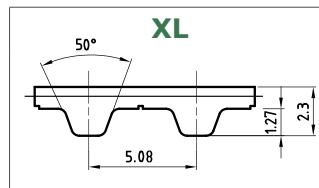
Truly endless timing belts



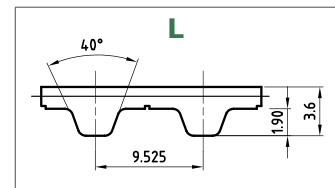
Number of teeth z	Length [mm]
45	225
51	255
56	280
60	300
68	340
75	375
78	390
84	420
90	450
91	455
100	500
109	545
120	600
122	610
132	660
142	710
144	720
150	750
156	780
165	825
172	860
195	975
210	1050
225	1125
257	1285
300	1500



Number of teeth z	Length [mm]
50	500
53	530
56	560
58	580
60	600
61	610
66	660
70	700
73	730
78	780
80	800
81	810
84	840
88	880
89	890
92	920
96	960
98	980
100	1000
101	1010
105	1050
108	1080
110	1100
115	1150
120	1200
121	1210
123	1230
125	1250
128	1280
130	1300
132	1320
135	1350
136	1360
140	1400
142	1420
148	1480
150	1500
160	1600
170	1700
172	1720
180	1800
186	1860
194	1940



Type	Number of teeth z	Length [mm]
60 XL	30	152,40
70 XL	35	177,80
80 XL	40	203,20
90 XL	45	228,60
100 XL	50	254,00
110 XL	55	279,40
120 XL	60	304,80
130 XL	65	330,20
140 XL	70	355,60
150 XL	75	381,00
160 XL	80	406,40
170 XL	85	431,80
180 XL	90	457,20
190 XL	95	482,60
200 XL	100	508,00
210 XL	105	533,40
220 XL	110	558,80
230 XL	115	584,20
240 XL	120	609,60



Type	Number of teeth z	Length [mm]
124 L	33	314,33
150 L	40	381,00
165 L	44	419,10
173 L	46	438,15
187 L	50	476,25
202 L	54	514,35
210 L	56	533,40
225 L	60	571,50
240 L	64	609,60
255 L	68	647,70
270 L	72	685,80
285 L	76	723,90
300 L	80	762,00
322 L	86	819,15
345 L	92	876,30
367 L	98	933,45
390 L	104	990,60
420 L	112	1066,80
510 L	136	1295,40
540 L	144	1371,60



On request belts available with certificate FDA. Please contact our sales department.

CHIORINO polyurethane open-ended timing belts assure high quality due to tight tolerance and excellent dimensional stability. On request the addition of a polyamide coating on the back and/or tooth face is possible during production. Open-end polyurethane timing belts can be supplied as open length rolls, or as endless jointed belts.

Chiorino polyurethane open-end timing belts

Features

- Thermoplastic polyurethane construction
- High tensile strength and stiffness
- Parallel cord construction for uniform tensioning
- Smooth, low-noise operation
- Temperature range from -5°C up to +70°C
- Extended service temperature range is available on request

Typical application fields

- Conveying- and handling equipment
- Linear application
- Synchronous conveying applications
- Automatic assembly machines
- Door drivers
- Textile industry

The Chiorino polyurethane open-end timing belts might be produced with special cords:

CH-HPL	high performance
CH-HF	high flexibility
CH-Kevlar	aramid fiber, low weight, nonmagnetic
CH-SS	stainless steel for high aggressive environment



Standard belt

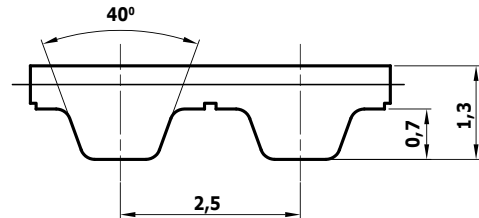


Belt with polyamide fabric on teeth PAZ

Polyurethane open-end timing belts

T2,5

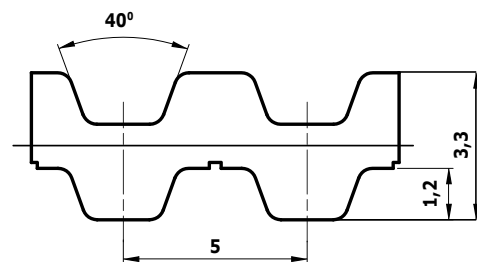
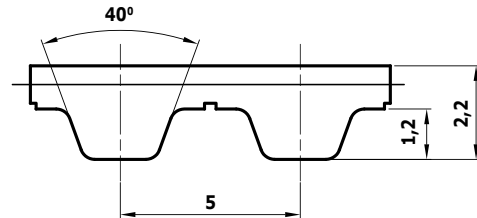
Pitch	2,5 mm
Standard color	White
Standard roll length ($\pm 1\%$)	100 m
Width tolerance up to 50 mm width > 50 mm width	± 0.3 mm ± 0.5 mm
Sitting lanes Standard Optional	100 mm 4 mm / 6 mm
Minimum welded belt length up to 100 mm width	950 mm
Minimum number of pulley teeth z_{min}	15
Minimum pulley diameter	11,94 mm
Minimum back bend diameter	18 mm
FDA/EU approval	On request



Standard width (mm)	4	6	10	20	50	100
Tensile strength (average value) F_{Break} (N)						
Steel	500	750	1250	2750	7250	14750
Allowable belt force F_{1all} (N) open ended						
Steel	130	190	320	700	1860	3780
Allowable belt force F_{1all} (N) endless welded						
Steel	-	-	160	350	930	1890
Allowable effective force F_{eall} (N) (Minimum 15 teeth are in mesh)	143	205	336	735	1920	3890
Specific belt mass m_{sp} (kg/m)						
Steel	0,004	0,007	0,011	0,022	0,055	0,110
Specific belt stiffness c_{sp} (N)						
Steel	32 500	47 500	80 000	175 000	465 000	945 000

T5

Pitch	5 mm
Standard color	White
Standard roll length ($\pm 1\%$)	100 m
Width tolerance up to 50 mm width > 50 mm width	± 0.5 mm ± 0.75 mm
Sitting lanes Standard Optional	25 mm 10 mm / 16 mm
Minimum Welded Belt Length up to 100 mm Width > 100 mm Width	390 mm 850 mm
Minimum number of pulley teeth z_{min}	10 (Steel/Kevlar)
Minimum pulley diameter	15.91 mm (Steel/Kevlar)
Minimum back bend diameter	30 mm (Steel/Kevlar)
FDA/EU approval	Yes (Kevlar)

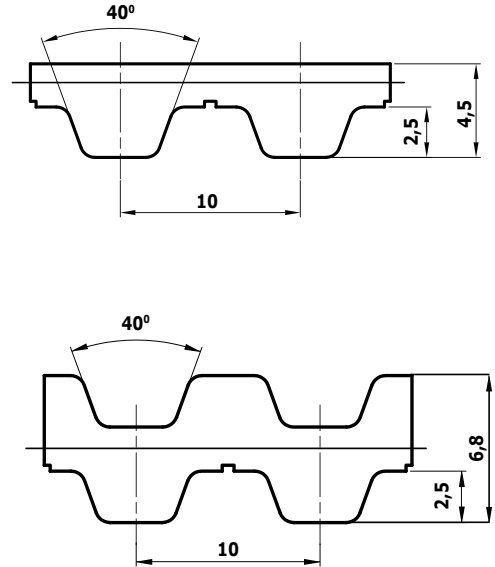


Standard width (mm)	10	16	25	32	50	75	100
Tensile strength (average value) F_{Break} (N)							
Steel	1 250	2 000	3 375	4 250	6 875	10 375	13 875
Kevlar	3 162	5 245	8 370	10 800	17 050	25 730	34 410
Allowable belt force F_{1all} (N) open ended							
Steel	311	498	840	1 058	1 711	2 582	3 453
Kevlar	346	574	916	1 181	1 865	2 814	3 764
Allowable belt force F_{1all} (N) endless welded							
Steel	156	249	420	529	856	1 291	1 727
Kevlar	259	430	687	886	1 399	2 111	2 823
Allowable effective force F_{eall} (N)							
(Minimum 15 teeth are in mesh)	356	570	890	1 139	1 780	2 670	3 560
Specific belt mass m_{sp} (kg/m/mm)							
Steel	0.0022						
Kevlar	0.0020						
Specific belt stiffness c_{sp} (N)							
Steel	77 778	124 444	210 000	264 444	427 778	645 556	863 333
Kevlar	86 464	143 428	228 875	295 334	466 227	703 579	940 931

Polyurethane open-end timing belts

T10

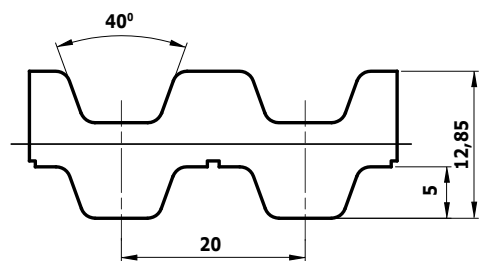
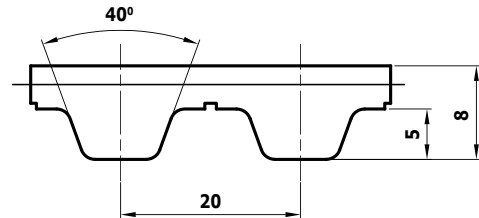
Pitch	10 mm
Standard color	White
Standard roll length ($\pm 1\%$)	100 m
Width tolerance up to 50 mm width > 50 mm width	± 0.5 mm ± 0.75 mm
Sitting lanes Standard Optional	25 mm 10 mm / 16 mm
Minimum welded belt length up to 100 mm width > 100 mm width	480 mm 850 mm
Minimum number of pulley teeth z_{min}	14 (Steel/Kevlar) 12 (HF)
Minimum pulley diameter	44,56 mm (Steel/Kevlar) 38,20 mm (HF)
Minimum back bend diameter	80 mm (Steel/Kevlar) 60 mm (HF)
FDA/EU approval	Yes (Kevlar)



Standard width (mm)	12	16	25	32	40	50	75	100	150
Tensile strength (average value) F_{Break} (N)									
Steel	2 940	4 200	7 140	9 240	11 340	14 700	22 260	29 820	44 940
Kevlar	3 601	4 980	8 085	10 500	13 259	16 709	25 333	33 957	51 205
HF	4 340	6 200	10 540	13 640	16 740	21 700	32 860	44 020	66 340
Allowable belt force F_{1all} (N) open ended									
Steel	786	1 123	1 909	2 470	3 031	3 929	5 950	7 971	12 012
Kevlar	474	655	1 064	1 381	1 744	2 198	3 332	4 467	6 736
HF	964	1376	2 340	3 028	3 716	4 818	7 295	9 773	14 728
Allowable belt force F_{1all} (N) endless welded									
Steel	393	561	954	1 235	1 516	1 965	2 975	3 985	6 006
Kevlar	355	491	798	1 036	1 308	1 648	2 499	3 350	5 052
HF	482	688	1 170	1 514	1 858	2 409	3 648	4 886	7 364
Allowable effective force F_{eall} (N)									
(Minimum 15 teeth are in mesh)	811	1 082	1 690	2 163	2 704	3 380	5 070	6 760	10 140
Specific belt mass m_{sp} (kg/m/mm)									
Steel	0.0044								
Kevlar	0.0036								
HF	0.0047								
Specific belt stiffness c_{sp} (N)									
Steel	196 463	280 662	477 125	617 456	757 787	982 316	1 487 507	1 992 699	3 003 081
Kevlar	118 403	163 779	265 875	345 283	436 035	549 475	833 075	1 116 675	1 683 875
HF	240 882	344 118	585 000	757 059	929 118	1 204 412	1 823 824	2 443 235	3 682 059

T20

Pitch	20 mm
Standard color	White
Standard roll length ($\pm 1\%$)	50 m
Width Tolerance	± 1.0 mm
Sitting lanes	
Standard	25 mm
Optional	16 mm
Minimum welded belt length up to 100 mm width	1 000 mm
Minimum number of pulley teeth z_{min}	15 (Steel/Kevlar) 20 (Stainless steel) 12 (HF)
Minimum pulley diameter	95,5 mm (Steel/Kevlar) 127,4 mm (Stainless steel) 76,4 mm (HF)
Minimum back bend diameter	120 mm (Steel/Kevlar) 160 mm (Stainless steel) 100 mm (HF)
FDA/EU approval	No

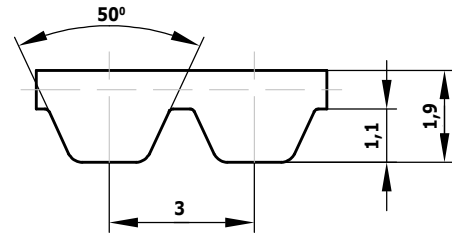


Standard width (mm)	25	32	50	75	100	150
Tensile strength (average value) F_{Break} (N)						
Steel	14 250	18 050	29 450	44 650	59 850	90 250
Kevlar	16 185	21 019	33 449	50 713	67 977	102 505
Stainless steel	10 688	13 538	22 088	33 488	44 888	67 688
HF	12 975	16 435	26 815	40 655	54 495	82 175
Allowable belt force F_{1all} (N) open ended						
Steel	3 741	4 739	7 731	11 722	15 712	23 693
Kevlar	1 750	2 273	3 617	5 483	7 350	11 083
Stainless steel	2 806	3 554	5 799	8 791	11 784	17 770
HF	3 456	4 378	7 142	10 829	14 515	21 888
Allowable belt force F_{1all} (N) endless welded						
Steel	1 871	2 369	3 866	5 861	7 856	11 847
Kevlar	1 313	1 705	2 713	4 113	5 513	8 313
Stainless steel	1 403	1 777	2 899	4 396	5 892	8 885
HF	1 728	2 189	3 571	5 414	7 258	10 944
Allowable effective force F_{eall} (N)						
(Minimum 15 teeth are in mesh)	3 160	4 045	6 320	9 480	12 640	18 960
Specific belt mass m_{sp} (kg/m/mm)						
Steel	0.0075					
Kevlar	0.0059					
Stainless steel	0.0074					
HF	0.0072					
Specific belt stiffness c_{sp} (N)						
Steel	935 250	1 184 650	1 932 850	2 930 450	3 928 050	5 923 250
Kevlar	437 500	568 167	904 167	1 370 833	1 837 500	2 770 833
Stainless steel	701 438	888 488	1 449 638	2 197 838	2 946 038	4 442 438
HF	864 000	1 094 400	1 785 600	2 707 200	3 628 800	5 472 000

Polyurethane open-end timing belts

AT3

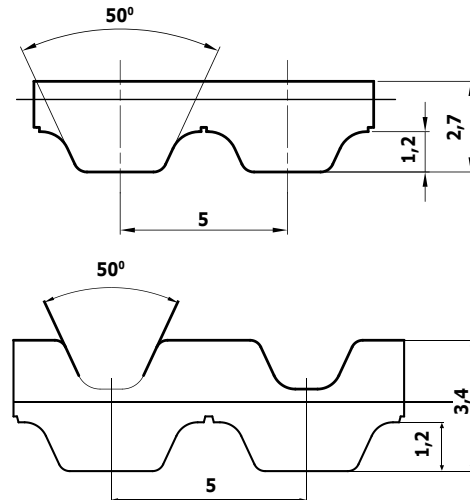
Pitch	3 mm
Standard color	White
Standard roll length ($\pm 1\%$)	100 m
Width tolerance	$\pm 0,5$ mm
Minimum number of pulley teeth z_{min}	15
Minimum pulley diameter	14,32 mm
Minimum (standard) back bend diameter	20 mm
FDA/EU approval	No



Standard width (mm)	8	10	12	16	20	25	50	100
Tensile strength (average value) F_{Break} (N)								
Steel	1 000	1 250	1 625	2 125	2 750	3 500	7 250	1 4750
Allowable belt force F_{1all} (N) open ended								
Steel	260	320	416	540	700	900	1 860	3 780
Specific belt stiffness c_{sp} (N)								
Steel	65 000	80 000	104 000	135 000	175 000	225 000	465 000	945 000
Belt mass m_{so} (kg/m)								
Steel	0,018	0,022	0,026	0,035	0,044	0,054	0,110	0,220

AT5

Pitch	5 mm
Standard color	White
Standard roll length ($\pm 1\%$)	100 m
Width tolerance up to 50 mm width > 50 mm width	± 0.5 mm ± 0.75 mm
Sitting lanes Standard Optional	25 mm 10 mm / 16 mm
Minimum welded belt length up to 100 mm width	390 mm
Minimum number of pulley teeth z_{min}	15 (Steel/Kevlar)
Minimum pulley diameter	23.87 mm (Steel/Kevlar)
Minimum back bend diameter	60 mm (Steel/Kevlar)
FDA/EU approval	Yes (Kevlar)

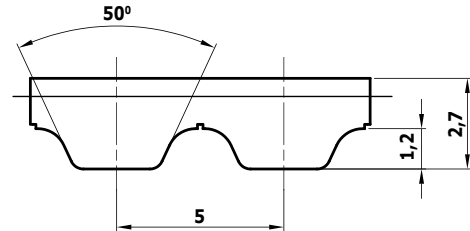


Standard width (mm)	10	16	25	32	50	75	100
Tensile strength (average value) F_{Break} (N)							
Steel	2 565	4 275	7 125	9 120	14 535	21 945	29 355
Kevlar	3 140	5 224	8 350	10 782	17 034	25 718	34 402
Allowable belt force F_{1all} (N) open ended							
Steel	634	1 056	1 761	2 253	3 591	5 422	7 253
Kevlar	455	757	1 210	1 562	2 468	3 727	4 985
Allowable belt force F_{1all} (N) endless welded							
Steel	317	528	880	1 127	1 796	2 711	3 627
Kevlar	341	568	908	1 172	1 851	2 795	3 739
Allowable effective force F_{eall} (N)							
(Minimum 15 teeth are in mesh)	516	826	1 290	1 651	2 580	3 870	5 160
Specific belt mass m_{sp} (kg/m/mm)							
Steel	0.0033						
Kevlar	0.0027						
Specific belt stiffness c_{sp} (N)							
Steel	158 445	264 075	440 125	563 360	897 855	1 355 585	1 813 315
Kevlar	113 740	189 244	302 500	390 588	617 100	931 700	1 246 300

Polyurethane open-end timing belts

ATL5

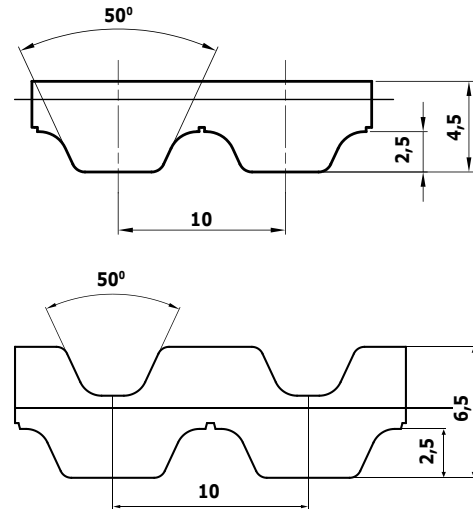
Pitch	5 mm
Standard color	White
Standard roll length ($\pm 1\%$)	100 m
Width tolerance up to 50 mm width > 50 mm width	± 0.5 mm ± 0.75 mm
Sitting lanes Standard Optional	25 mm 10 mm / 16 mm
Minimum welded belt length	No welding
Minimum number of pulley teeth z_{min}	25
Minimum pulley diameter	39.80 mm
Minimum back bend diameter	60 mm
FDA/EU approval	No



Standard width (mm)	10	16	25	32	50	75	100	150
Tensile strength (average value) F_{Break} (N)								
Steel	3 720	6 200	10 540	13 640	21 700	32 860	44 020	66 340
Allowable belt force F_{1all} (N) open ended								
Steel	826	1 376	2 340	3 028	4 818	7 295	9 773	14 728
Allowable effective force F_{eall} (N)								
(Minimum 15 teeth are in mesh)	516	826	1 290	1 651	2 580	3 870	5 160	7 740
Specific belt mass m_{sp} (kg/m/mm)								
Steel	0.0028							
Specific belt stiffness c_{sp} (N)								
Steel	206 471	344 118	585 000	757 059	1 204 412	1 823 824	2 443 235	3 682 059

AT10

Pitch	10 mm
Standard color	White
Standard roll length ($\pm 1\%$)	100 m
Width tolerance up to 50 mm width > 50 mm width	± 0.75 mm ± 1.0 mm
Sitting lanes Standard Optional	25 mm 16 mm
Minimum welded belt length up to 100 mm width > 100 mm width	400 mm 860 mm
Minimum number of pulley teeth z_{min}	15 (Steel/Kevlar) 20 (Stainless steel) 12 (HF)
Minimum pulley diameter	47.75 mm (Steel/Kevlar) 63.7 mm (Stainless steel) 39 mm (HF)
Minimum back bend diameter	120 mm (Steel/Kevlar) 160 mm (Stainless steel) 100 mm (HF)
FDA/EU approval	Yes (Kevlar)



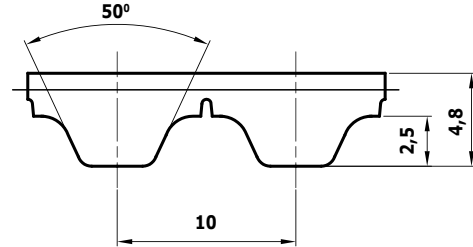
Standard width (mm)	16	25	32	50	75	100	150
Tensile strength (average value) F_{Break} (N)							
Steel	8 550	14 250	18 050	29 450	44 650	59 850	90 250
Kevlar	9 970	16 185	21 019	33 449	50 713	67 977	102 505
Stainless steel	6 413	10 688	13 538	22 088	33 488	44 888	67 668
HF	7 785	12 975	16 435	26 815	40 655	54 495	82 175
Allowable belt force F_{1all} (N) open ended							
Steel	2 245	3 741	4 739	7 731	11 722	15 712	23 693
Kevlar	1 078	1 750	2 273	3 617	5 483	7 350	11 083
Stainless steel	1 683	2 806	3 554	5 799	8 791	11 784	17 770
HF	2 074	3 456	4 378	7 142	10 829	14 515	21 888
Allowable belt force F_{1all} (N) endless welded							
Steel	1 122	1 871	2 369	3 866	5 861	7 856	11 847
Kevlar	809	1 313	1 705	2 713	4 113	5 513	8 313
Stainless steel	842	1 403	1 777	2 899	4 396	5 892	8 885
HF	1 037	1 728	2 189	3 571	5 414	7 258	10 944
Allowable effective force F_{eall} (N)							
(Minimum 15 teeth are in mesh)	1 651	2 580	3 302	5 160	7 740	10 320	15 480
Specific belt mass m_{sp} (kg/m/mm)							
Steel	0.0057						
Kevlar	0.0042						
Stainless steel	0.0057						
HF	0.0055						
Specific belt stiffness c_{sp} (N)							
Steel	561 150	935 250	1 184 650	1 932 850	2 930 450	3 928 050	5 923 250
Kevlar	269 500	437 500	568 167	904 167	1 370 833	1 837 500	2 770 833
Stainless steel	420 863	701 438	888 488	1 449 638	2 197 838	2 946 038	4 442 438
HF	518 400	864 000	1 094 400	1 785 600	2 707 200	3 628 800	5 472 000

Polyurethane open-end timing belts

22

ATL10

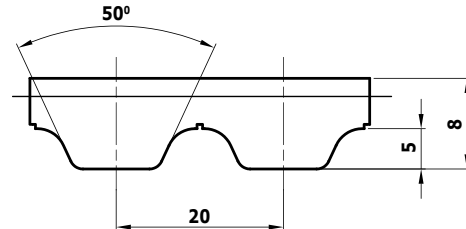
Pitch	10 mm
Standard color	White
Standard roll length ($\pm 1\%$)	100 m
Width tolerance up to 50 mm width > 50 mm width	± 1.0 mm ± 1.5 mm
Sitting lanes Standard Optional	Without sitting lanes 25 mm / 32 mm / 50 mm
Minimum welded belt length	No Welding
Minimum number of pulley teeth z_{min}	25 (Steel/Kevlar) 20 (HF)
Minimum pulley diameter	79.60 mm (Steel/Kevlar) 63.66 mm (HF)
Minimum back bend diameter	150 mm (Steel/Kevlar) 130 mm (HF)
FDA/EU approval	No



Standard width (mm)	16	25	32	50	75	100	150
Tensile strength (average value) F_{Break} (N)							
Steel	13 840	24 220	31 140	50 170	76 120	102 070	153 970
Kevlar	13 390	21 798	28 337	45 153	68 508	91 863	138 573
HF	15 400	26 950	34 650	55 825	84 700	113 575	171 325
Allowable belt force F_{1all} (N) open ended							
Steel	3 349	5 860	7 534	12 139	18 417	24 696	37 253
Kevlar	1 075	1 750	2 275	3 625	5 500	7 375	11 125
HF	2 902	5 079	6 530	10 521	15 963	21 404	32 288
Allowable effective force F_{eall} (N)							
(Minimum 15 teeth are in mesh)	1 651	2 580	3 302	5 160	7 740	10 320	15 480
Specific belt mass m_{sp} (kg/m/mm)							
Steel	0.0067						
Kevlar	0.0041						
HF	0.0072						
Specific belt stiffness c_{sp} (N)							
Steel	837 143	1 465 000	1 883 571	3 034 643	4 604 286	6 173 929	9 313 214
Kevlar	268 750	437 500	568 750	906 250	1 375 000	1 843 750	2 781 250
HF	725 571	1 269 750	1 632 536	2 630 196	3 990 643	5 351 089	8 071 982

AT20

Pitch	20 mm
Standard color	White
Standard roll length ($\pm 1\%$)	50 m
Width tolerance up to 50 mm width > 50 mm width	± 1.0 mm ± 1.5 mm
Sitting lanes Standard Optional	Without sitting lanes 25 mm / 32 mm
Minimum welded belt length up to 100 mm width	1000 mm
Minimum number of pulley teeth z_{min}	18 (Steel/Kevlar)
Minimum pulley diameter	115.6 (Steel/Kevlar)
Minimum back bend diameter	180 (Steel/Kevlar)
FDA/EU approval	Yes (Kevlar)

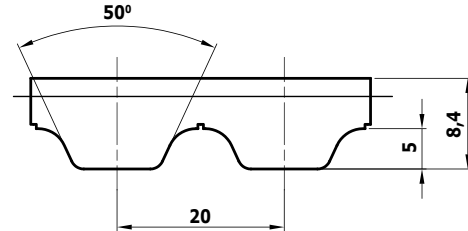


Standard width (mm)	25	32	50	75	100	150
Tensile strength (average value) F_{Break} (N)						
Steel	24 220	31 140	50 170	76 120	102 070	153 970
Kevlar	21 798	28 337	45 153	68 508	91 863	138 573
Allowable belt force F_{1all} (N) open ended						
Steel	5 860	7 534	12 139	18 417	24 696	37 253
Kevlar	1 750	2 275	3 625	5 500	7 375	11 125
Allowable belt force F_{1all} (N) endless welded						
Steel	2 930	3 767	6 069	9 209	12 348	18 626
Kevlar	1 313	1 706	2 719	4 125	5 531	8 344
Allowable effective force F_{eall} (N)						
(Minimum 15 teeth are in mesh)	5 430	6 950	10 860	16 290	21 720	32 580
Specific belt mass m_{sp} (kg/m/mm)						
Steel	0.0097					
Kevlar	0.0073					
Specific belt stiffness c_{sp} (N)						
Steel	1 465 000	1 883 571	3 034 643	4 604 286	6 173 929	9 313 214
Kevlar	437 500	568 750	906 250	1 375 000	1 843 750	2 781 250

Polyurethane open-end timing belts

ATL20

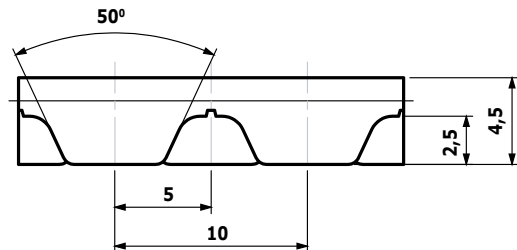
Pitch	20 mm
Standard color	White
Standard roll length ($\pm 1\%$)	50 m
Width tolerance	± 2.0 mm
Sitting lanes Standard	Without sitting lanes
Optional	50 mm
Minimum welded belt length	No welding
Minimum number of pulley teeth z_{min}	30
Minimum pulley diameter	190.98 mm
Minimum back bend diameter	250 mm
FDA/EU approval	No



Standard width (mm)	32	50	75	100	150
Tensile strength (average value) F_{Break} (N)					
Steel	41 600	70 400	105 600	144 000	217 600
Allowable belt force F_{1all} (N) open ended					
Steel	9 106	15 410	23 115	31 520	47 631
Allowable effective force F_{eall} (N)					
(Minimum 15 teeth are in mesh)	6 950	10 860	16 290	21 720	32 580
Specific belt mass m_{sp} (kg/m/mm)					
Steel	0.0107				
Specific belt stiffness c_{sp} (N)					
Steel	2 276 477	3 852 500	5 778 750	7 880 114	11 907 727

SAT 10

Pitch	10 mm
Standard color	White
Standard roll length ($\pm 1\%$)	100 m
Width tolerance up to 50 mm width > 50 mm width	$\pm 0,5$ mm $\pm 0,75$ mm
Thickness tolerance	$\pm 0,2$ mm
Length tolerance	$\pm 0,5$ mm/m
Sitting lanes Standard Optional	25 mm 10 mm/ 16 mm
Minimum welded belt length	1000 mm
Minimum number of pulley teeth z_{\min}	20 stainless 15 steel/aramid 12 HFE
Minimum pulley diameter	50 (steel/aramid/HFE) mm 70 (stainless) mm
Minimum (standard) back bend diameter	120 (steel/aramid/stainless) mm 80 (HFE) mm
FDA/EU approval	No



Standard width (mm)	10	15	20	30	50	85	100
Tensile strength (average value) F_{Break} (N)							
Steel	5 700	8 550	12 350	18 050	33 250	57 000	67 450
Allowable belt force $F_{1\text{all}}$ (N) open ended							
Steel	1 470	2 210	3 190	4 660	8 580	14 700	17 400
Allowable belt force $F_{1\text{all}}$ (N) endless welded							
Steel	735	1 105	1 595	2 330	4 290	7 350	8 700
Specific belt mass m_{sp} (kg/m)							
Steel	0,07	0,11	0,14	0,21	0,35	0,6	0,7
Specific belt stiffness c_{sp} (N)							
Steel	367 500	552 500	797 500	1 165 000	2 145 000	3 675 000	4 350 000

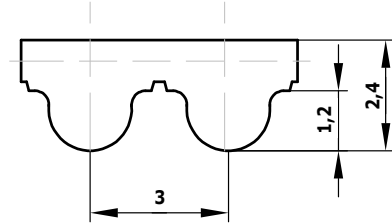


Polyurethane open-end timing belts

26

HTD 3M

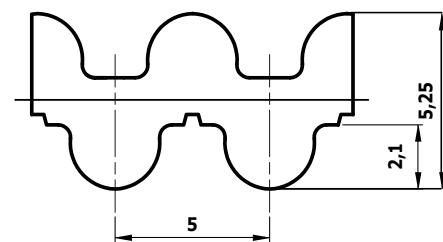
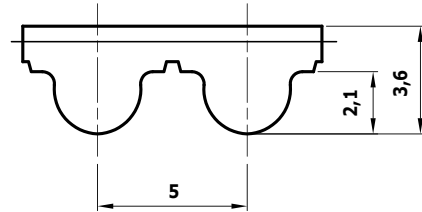
Pitch	3 mm
Standard color	White
Standard roll length ($\pm 1\%$)	100 m
Width tolerance	$\pm 0,5$ mm
Minimum number of pulley teeth z_{min}	20
Minimum pulley diameter	19,1 mm
Minimum (standard) back bend diameter	30 mm
FDA/EU approval	No



Standard width (mm)	10	15	20	25	50	100	150
Tensile strength (average value) F_{Break} (N)							
Steel	3 720	5 580	8 060	10 540	21 700	44 020	66 340
Kevlar	2 911	4 635	6 360	8 085	16 709	33 957	51 205
Allowable belt force F_{1all} (N) open ended							
Steel	826	1 239	1 789	2 340	4 818	9 773	14 728
Kevlar	383	610	837	1 064	2 198	4 467	6 736
Allowable belt force F_{1all} (N) endless welded							
Steel	413	619	895	1 170	2 409	4 886	7 364
Kevlar	287	457	627	798	1 648	3 350	5 052
Allowable effective force F_{eall} (N)							
(Minimum 15 teeth are in mesh)	408	612	816	1 020	2 040	4 080	6 120
Specific belt mass m_{sp} (kg/m/mm)							
Steel	0.0049						
Kevlar	0.0029						
Specific belt stiffness c_{sp} (N)							
Steel	206 471	309 706	447 353	585 000	1 204 412	2 443 235	3 682 059
Kevlar	95 715	152 435	209 155	265 875	549 475	1 116 675	1 683 875

HTD 5M

Pitch	5 mm
Standard color	White
Standard roll length ($\pm 1\%$)	100 m
Width tolerance up to 50 mm width > 50 mm width	± 0.5 mm ± 0.75 mm
Sitting lanes	25 mm
Minimum welded belt length up to 100 mm width	400 mm
Minimum number of pulley teeth z_{min}	14 (Steel/Kevlar)
Minimum pulley diameter	22.28 mm (Steel/Kevlar)
Minimum back bend diameter	60 mm (Steel/Kevlar)
FDA/EU approval	No

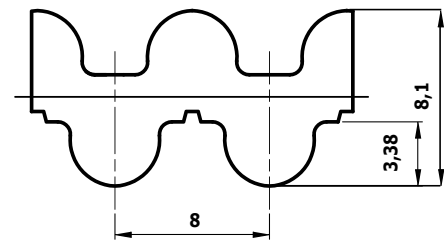
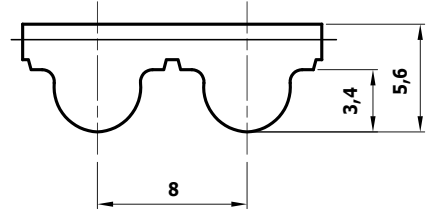


Standard width (mm)	10	15	20	25	50	100	150
Tensile strength (average value) F_{Break} (N)							
Steel	3 720	5 580	8 060	10 540	21 700	44 020	66 340
Kevlar	2 911	4 635	6 360	8 085	16 709	33 957	51 205
Allowable belt force F_{1all} (N) open ended							
Steel	826	1 239	1 789	2 340	4 818	9 773	14 728
Kevlar	383	610	837	1 064	2 198	4 467	6 736
Allowable belt force F_{1all} (N) endless welded							
Steel	413	619	895	1 170	2 409	4 886	7 364
Kevlar	287	457	627	798	1 648	3 350	5 052
Allowable effective force F_{eall} (N)							
(Minimum 15 teeth are in mesh)	408	612	816	1 020	2 040	4 080	6 120
Specific belt mass m_{sp} (kg/m/mm)							
Steel	0.0049						
Kevlar	0.0029						
Specific belt stiffness c_{sp} (N)							
Steel	206 471	309 706	447 353	585 000	1 204 412	2 443 235	3 682 059
Kevlar	95 715	152 435	209 155	265 875	549 475	1 116 675	1 683 875

Polyurethane open-end timing belts

HTD 8M

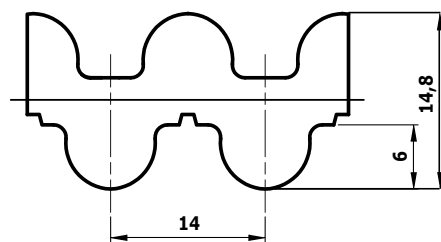
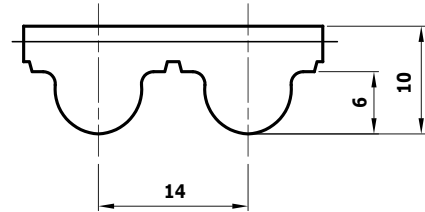
Pitch	8 mm
Standard color	White
Standard roll length ($\pm 1\%$)	100 m
Width tolerance up to 50 mm width > 50 mm width	$\pm 0,75$ mm $\pm 1,0$ mm
Sitting lanes Standard Optional	25 mm 10 mm / 16 mm
Minimum welded belt length up to 100 mm width	400 mm
Minimum number of pulley teeth z_{min}	20 (Steel/Kevlar) 25 (Stainless steel) 16 (HF)
Minimum pulley diameter	50,93 mm (Steel/Kevlar) 63,7 mm (Stainless steel) 40,8 mm (HF)
Minimum back bend diameter	120 mm (Steel/Kevlar) 150 mm (Stainless steel) 100 mm (HF)
FDA/EU approval	No



Standard width (mm)	10	15	20	25	30	50	85	100	150
Tensile strength (average value) F_{Break} (N)									
Steel	4 750	7 600	10 450	14 250	17 100	29 450	50 350	59 850	90 250
Kevlar	5 827	9 279	12 732	16 185	19 638	33 449	57 619	67 977	102 505
Stainless steel	3 563	5 700	7 838	10 688	12 825	22 088	37 763	44 888	67 688
HF	4 325	6 920	9 515	12 975	15 570	26 815	45 845	54 495	82 175
Allowable belt force F_{1all} (N) open ended									
Steel	1 247	1 995	2 743	3 741	4 489	7 731	13 218	15 712	23 693
Kevlar	630	1003	1 377	1 750	2 123	3 617	6 230	7 350	11 083
Stainless steel	935	1 496	2 058	2 806	3 367	5 799	9 914	11 784	17 770
HF	1 152	1 843	2 534	3 456	4 147	7 142	12 211	14 515	21 888
Allowable belt force F_{1all} (N) endless welded									
Steel	624	998	1 372	1 871	2 245	3 866	6 609	7 856	11 847
Kevlar	473	753	1 033	1 313	1 593	2 713	4 673	5 513	8 313
Stainless steel	468	748	1 029	1 403	1 683	2 899	4 957	5 892	8 885
HF	576	922	1 267	1 728	2 074	3 571	6 106	7 258	10 944
Allowable effective force F_{eall} (N)									
(Minimum 15 teeth are in mesh)	748	1 122	1 496	1 870	2 244	3 740	6 358	7 480	11 220
Specific belt mass m_{sp} (kg/m/mm)									
Steel	0.0069								
Kevlar	0.0047								
Stainless steel	0.0068								
HF	0.0066								
Specific belt stiffness c_{sp} (N)									
Steel	311 750	498 800	685 850	935 250	1 122 300	1 932 850	3 304 550	3 928 050	5 923 250
Kevlar	157 500	250 833	344 167	437 500	530 833	904 167	1 557 500	1 837 500	2 770 833
Stainless steel	233 813	374 100	514 388	701 438	841 725	1 449 638	2 478 413	2 946 038	4 442 438
HF	288 000	460 800	633 600	864 000	1 036 800	1 785 600	3 052 800	3 628 800	5 472 000

HTD 14M

Pitch	14 mm
Standard color	White
Standard roll length ($\pm 1\%$)	50 m
Width Tolerance up to 50 mm width > 50 mm up to 100 mm width > 100 mm width	± 1.0 mm ± 1.5 mm ± 2.0 mm
Sitting lanes Standard Optional	55 mm 85 mm
Minimum welded belt length up to 100 mm width	1.000 mm
Minimum number of pulley teeth z_{\min}	28 (Steel/Kevlar) 23 (HF)
Minimum pulley diameter	124.78 mm (Steel/Kevlar) 102.5 mm (HF)
Minimum back bend diameter	200 mm (Steel/Kevlar) 160 mm (HF)
FDA/EU approval	No

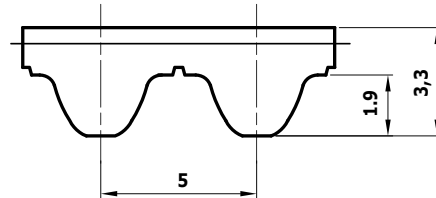


Standard width (mm)	25	40	55	85	115	170
Tensile strength (average value) F_{Break} (N)						
Steel	20 760	34 600	48 440	74 390	102 070	152 240
Kevlar	18 995	31 327	43 658	68 321	92 984	138 199
HF	23 100	38 500	53 900	82 775	113 575	169 400
Allowable belt force $F_{1\text{all}}$ (N) open ended						
Steel	5 156	8 593	12 031	18 476	25 350	37 811
Kevlar	1 515	2 499	3 482	5 449	7 416	11 022
HF	4 470	7 449	10 429	16 016	21 975	32 776
Allowable belt force $F_{1\text{all}}$ (N) endless welded						
Steel	2 578	4 297	6 015	9 238	12 675	18 905
Kevlar	1 136	1 874	2 612	4 087	5 562	8 267
HF	2 235	3 725	5 214	8 008	10 988	16 388
Allowable effective force F_{eall} (N)						
(Minimum 15 teeth are in mesh)	3 430	5 488	7 546	11 662	15 778	23 324
Specific belt mass m_{sp} (kg/m/mm)						
Steel	0.0108					
Kevlar	0.0084					
HF	0.0112					
Specific belt stiffness c_{sp} (N)						
Steel	1 289 000	2 148 333	3 007 667	4 618 917	6 337 583	9 452 667
Kevlar	378 750	624 627	870 504	1 362 258	1 854 012	2 755 561
HF	1 117 380	1 862 300	2 607 220	4 003 945	5 493 785	8 194 120

Polyurethane open-end timing belts

STD 5M

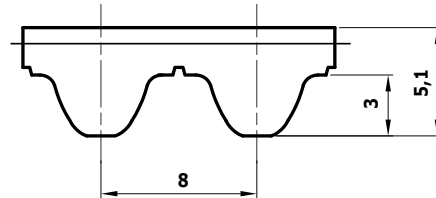
Pitch	5 mm
Standard color	White
Standard roll length ($\pm 1\%$)	100 m
Width tolerance	± 0.5 mm
Sitting lanes	
Standard	25 mm
Optional	10 mm
Minimum welded belt length	No welding
Minimum number of pulley teeth z_{min}	14
Minimum pulley diameter	22.28 mm
Minimum back bend diameter	60 mm
FDA/EU approval	No



Standard width (mm)	10	15	20	25	30	50
Tensile strength (average value) F_{Break} (N)						
Steel	3 720	5 580	8 060	10 540	12 400	21 700
Kevlar	2 911	4 635	6 360	8 085	9 810	16 709
Allowable belt force F_{1all} (N) open ended						
Steel	826	1 239	1 789	2 340	2 753	4 818
Kevlar	383	610	837	1 064	1 290	2 198
Allowable belt force F_{1all} (N) endless welded						
Steel	413	619	895	1 170	1 376	2 409
Kevlar	287	457	627	798	968	1 648
Allowable effective force F_{eall} (N)						
(Minimum 15 teeth are in mesh)	392	588	784	980	1 176	1 960
Specific belt mass m_{sp} (kg/m/mm)						
Steel	0.0038					
Kevlar	0.0029					
Specific belt stiffness c_{sp} (N)						
Steel	206 471	309 706	447 353	585 000	688 235	1 204 412
Kevlar	95 715	152 435	209 155	265 875	322 595	549 475

STD 8M

Pitch	8 mm
Standard color	White
Standard roll length ($\pm 1\%$)	100 m
Width tolerance up to 50 mm width > 50 mm width	± 0.75 mm ± 1.0 mm
Sitting lanes Standard Optional	20 mm / 30 mm 25 mm
Minimum welded belt length up to 100 mm width	1000 mm
Minimum number of pulley teeth z_{min}	20 (Steel/Kevlar) 25 (Stainless steel) 16 (HF)
Minimum pulley diameter	50.93 mm (Steel/Kevlar) 81.48 mm (Stainless steel) 40.8 mm (HF)
Minimum back bend diameter	120 mm (Steel/Kevlar) 150 mm (Stainless steel) 100 mm (HF)
FDA/EU approval	No

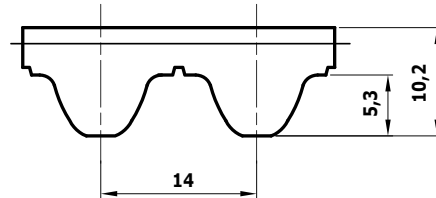


Standard width (mm)	10	15	20	25	30	50	85	100	150
Tensile strength (average value) F_{Break} (N)									
Steel	4 750	7 600	10 450	14 250	17 100	29 450	50 350	59 850	90 250
Kevlar	5 827	9 279	12 732	16 185	19 638	33 449	57 619	67 977	102 505
Stainless steel	3 563	5 700	7 838	10 688	12 825	22 088	37 763	44 888	67 688
HF	4 325	6 920	9 515	12 975	15 570	26 815	45 845	54 495	82 175
Allowable belt force F_{1all} (N) open ended									
Steel	1 247	1 995	2 743	3 741	4 489	7 731	13 218	15 712	23 693
Kevlar	630	1 003	1 377	1 750	2 123	3 617	6 230	7 350	11 083
Stainless steel	935	1 496	2 058	2 806	3 367	5 799	9 914	11 784	17 770
HF	1 152	1 843	2 534	3 456	4 147	7 142	12 211	14 515	21 888
Allowable belt force F_{1all} (N) endless welded									
Steel	624	998	1 372	1 871	2 245	3 866	6 609	7 856	11 847
Kevlar	473	753	1 033	1 313	1 593	2 713	4 673	5 513	8 313
Stainless steel	468	748	1 029	1 403	1 683	2 899	4 957	5 892	8 885
HF	576	922	1 267	1 728	2 074	3 571	6 106	7 258	10 944
Allowable effective force F_{eall} (N)									
(Minimum 15 teeth are in mesh)	728	1 092	1 456	1 820	2 184	3 640	6 188	7 280	10 920
Specific belt mass m_{sp} (kg/m/mm)									
Steel	0.0058								
Kevlar	0.0043								
Stainless steel	0.0057								
HF	0.0056								
Specific belt stiffness c_{sp} (N)									
Steel	311 750	498 800	685 850	935 250	1 122 300	1 923 850	3 304 550	3 928 050	5 923 250
Kevlar	157 500	250 833	344 167	437 500	530 833	904 167	1 557 500	1 837 500	2 770 833
Stainless steel	233 813	374 100	514 388	701 438	841 725	1 449 638	2 478 413	2 946 038	4 442 438
HF	288 000	460 800	633 600	864 000	1 036 800	1 785 600	3 052 800	3 628 800	5 472 000

Polyurethane open-end timing belts

STD 14M

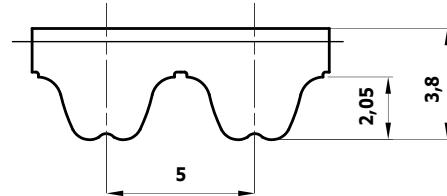
Pitch	14 mm
Standard color	White
Standard roll length ($\pm 1\%$)	100 m
Width tolerance up to 50 mm width > 50 mm width	$\pm 1,0$ mm $\pm 1,25$ mm
Thickness tolerance	$\pm 0,4$ mm
Length tolerance	$\pm 0,5$ mm/m
Sitting lanes Standard Optional	85 mm 55 mm/ 115 mm
Minimum welded belt length	1000
Minimum number of pulley teeth z_{min}	32
Minimum pulley diameter	142,59 mm
Minimum back bend diameter	250 mm
FDA/EU approval	No



Standard width (mm)	40	55	85	115
Tensile strength (average value) F_{Break} (N)				
Steel	48 000	67 200	105 600	147 200
Allowable belt force F_{1all} (N) open ended				
Steel	12 750	17 850	28 050	39 100
Allowable effective force F_{eall} (N)				
(Minimum 15 teeth are in mesh)	6 375	8 925	14 025	19 550
Specific belt mass m_{sp} (kg/m)				
Steel	0,5	0,7	1,08	1,48
Specific belt stiffness c_{sp} (N)				
Steel	0,5	0,7	1,08	1,48

RTD 5M

Pitch	5 mm
Standard color	White
Standard roll length ($\pm 1\%$)	100 m
Width tolerance up to 50 mm width > 50 mm width	$\pm 0,5$ mm $\pm 0,75$ mm
Thickness tolerance	$\pm 0,2$ mm
Length tolerance	$\pm 0,5$ mm/m
Sitting lanes Standard Optional	25 mm 10 mm/ 16 mm
Minimum welded belt length	900 mm
Minimum number of pulley teeth z_{\min}	16 (Steel/Kevlar) 18 (Stainless Steel) 15 (HFE)
Minimum pulley diameter	25,46 (Steel/Kevlar) 28,65 (Stainless Steel) 23,87 (HPL)
Minimum (standard) back bend diameter	60 mm
FDA/EU approval	No

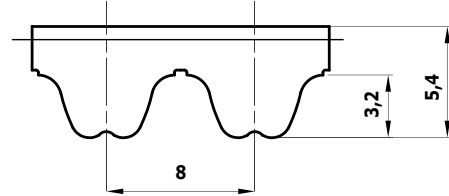


Standard width (mm)	10	15	25	30	50	100
Tensile strength (average value) F_{Break} (N)						
Steel	3 360	5 460	9 660	11 760	20 160	41 160
Kevlar	3 600	5 850	10 350	12 600	21 600	44 100
Stainless steel	2 400	3 900	6 900	8 400	14 400	-
HFE	3 440	5 590	9 890	12 040	20 640	-
Allowable belt force F_{1all} (N) open ended						
Steel	920	1 500	2 650	3 220	5 520	11 270
Kevlar	880	1 430	2 530	3 080	5 280	10 780
Stainless steel	600	980	1 730	2 100	3 600	-
HFE	960	1 560	2 760	3 360	5 760	-
Allowable belt force F_{1all} (N) endless welded						
Steel	460	750	1 325	1 610	2 760	5 635
Specific belt mass m_{sp} (kg/m)						
Steel	0,05	0,07	0,12	0,15	0,23	0,46
Specific belt stiffness c_{sp} (N)						
Steel	230 000	375 000	662 500	805 000	1 380 000	2 817 500

Polyurethane open-end timing belts

RTD 8M

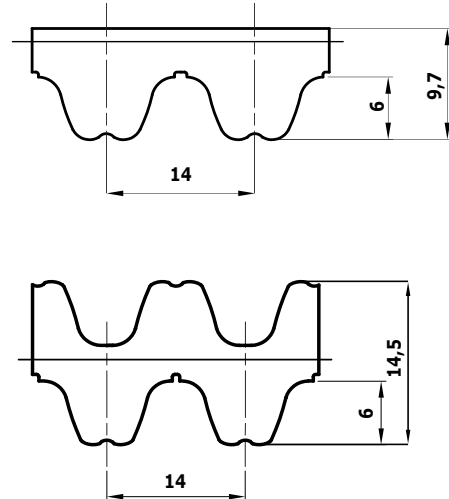
Pitch	8 mm
Standard color	White
Standard roll length ($\pm 1\%$)	100 m
Width tolerance up to 50 mm width > 50 mm width	$\pm 0,5$ mm $\pm 0,75$ mm
Thickness tolerance	$\pm 0,2$ mm
Length tolerance	$\pm 0,5$ mm/m
Sitting lanes Standard Optional	25 mm 10 mm/ 16 mm
Minimum welded belt length	900 mm
Minimum number of pulley teeth z_{min}	18 (Steel/Kevlar) 24 (Stainless Steel) 30 (HPL)
Minimum pulley diameter	45,83(Steel/Kevlar) 61,12 (Stainless Steel) 76,39 (HPL)
Minimum (standard) back bend diameter	120(Steel/Kevlar/Stainles Steel) 150(HPL)
FDA/EU approval	No



Standard width (mm)	10	15	20	30	50	85	100
Tensile strength (average value) F_{Break} (N)							
Steel	5 700	8 550	12 350	18 050	33 250	57 000	67 450
Kevlar	6 000	9 000	13 000	19 000	35 000	60 000	71 000
Stainless steel	4 500	6 750	9 750	14 250	26 250	45 000	53 250
HPL	-	-	19 250	29 750	52 500	89 250	106 750
Allowable belt force F_{1all} (N) open ended							
Steel	1 470	2 210	3 190	4 660	8 580	14 700	17 400
Kevlar	1 320	1 980	2 860	4 180	7 700	13 200	15 620
Stainless steel	1 080	1 620	2 340	3 420	6 300	10 800	12 780
HPL	-	-	5 280	8 160	14 400	24 480	29 280
Allowable belt force F_{1all} (N) endless welded							
Steel	735	1 105	1 595	2 330	4 290	7 350	8 700
Specific belt mass m_{sp} (kg/m)							
Steel	0,07	0,1	0,14	0,2	0,35	0,6	0,75
Specific belt stiffness c_{sp} (N)							
Steel	367 500	552 500	797 500	1 165 000	2 145 000	3 675 000	4 350 000

RTD 14M

Pitch	14 mm
Standard color	White
Standard roll length ($\pm 1\%$)	100 m
Width tolerance up to 50 mm width > 50 mm width	$\pm 1,0$ mm $\pm 1,25$ mm
Thickness tolerance	$\pm 0,4$ mm
Length tolerance	$\pm 0,5$ mm/m
Sitting lanes Standard Optional	25 mm 10 mm/ 16 mm
Minimum welded belt length	1000 mm
Minimum number of pulley teeth z_{\min}	32
Minimum pulley diameter	142,59 mm
Minimum (standard) back bend diameter	200 mm
FDA/EU approval	No



Standard width (mm)	40	55	85	115	150
Tensile strength (average value) F_{Break} (N)					
Steel	48 000	67 200	105 600	147 200	-
HPL	58 500	81 000	126 000	171 000	225 000
Allowable belt force F_{fall} (N) open ended					
Steel	12 750	17 850	28 050	39 100	-
HPL	14 300	19 800	30 800	41 800	55 000
Allowable belt force F_{fall} (N) endless welded					
Steel	6 375	8 925	14 025	19 550	-
Specific belt mass m_{sp} (kg/m)					
Steel	0,48	0,68	1,0	1,4	-
Specific belt stiffness c_{sp} (N)					
Steel	3 187 500	4 462 500	7 012 500	9 775 000	-

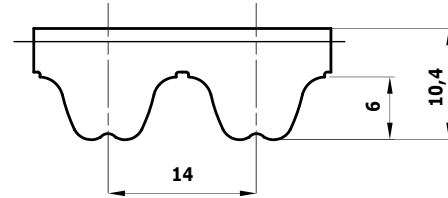
Polyurethane open-end timing belts

36

Technical data

RTD 14M XHPL

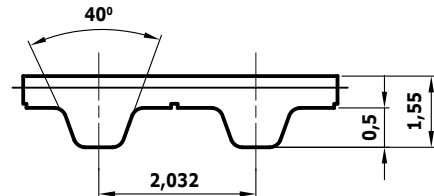
Pitch	14 mm
Standard color	Black
Standard roll length ($\pm 1\%$)	100 m
Width tolerance up to 50 mm width > 50 mm width	$\pm 1,0$ mm $\pm 1,25$ mm
Thickness tolerance	$\pm 0,4$ mm
Length tolerance	$\pm 0,5$ mm/m
Sitting lanes Standard Optional	25 mm 10 mm/ 16 mm
Minimum welded belt length	No welding
Minimum number of pulley teeth z_{min}	34
Minimum pulley diameter	151,51 mm
Minimum (standard) back bend diameter	250 mm
FDA/EU approval	No



Standard width (mm)	40	55	85	115	150
Tensile strength (average value) F_{Break} (N)					
standard	77 000	112 000	175 000	238 000	315 000
Allowable belt force F_{1all} (N) open ended					
standard	22 000	32 000	50 000	68 000	90 000
Specific belt mass m_{sp} (kg/m)					
standard	0,59	0,75	1,29	1,75	2,21
Specific belt stiffness c_{sp} (N)					
standard	5 500 000	8 000 000	12 500 000	17 000 000	22 500 000

MXL

Pitch	2/25 (0.080") / 2,032 mm
Standard color	Transparent
Standard roll length ($\pm 1\%$)	327.8 feet / 100 m
Width tolerance up to 50 mm width > 50 mm width	$\pm 0.020'' / 0.51$ mm $\pm 0.030'' / 0.76$ mm
Sitting lanes	0.25" / 6.35 mm
Minimum welded belt length	No welding
Minimum number of pulley teeth z_{min}	12
Minimum pulley diameter	0,31" / 7,76 mm
Minimum (standard) back bend diameter	0,98" / 25 mm
FDA/EU approval	No

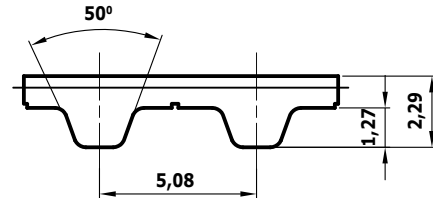


Standard width (mm)	6,35	12,7	25,4	50,8	101,6
Tensile strength (average value) F_{Break} (N)					
Steel	875	1 750	3 500	7 000	14 000
Allowable belt force F_{1all} (N) open ended					
Steel	220	450	900	1 790	3 580
Allowable effective force F_{eall} (N)					
(Minimum 15 teeth are in mesh)	110	225	450	895	1790
Specific belt mass m_{sp} (kg/m)					
Steel	0,014	0,025	0,05	0,095	0,19
Specific belt stiffness c_{sp} (N)					
Steel	55 000	112 500	22 500	447 500	895 000

Polyurethane open-end timing belts

XL

Pitch	0.200" / 5.08 mm
Standard color	White
Standard roll length ($\pm 1\%$)	327.8 feet / 100 m
Width Tolerance* up to 2" Width > 2" Width (nur Steel)	$\pm 0.020"$ / 0.51 mm $\pm 0.030"$ / 0.76 mm
Sitting lanes Standard Optional	0.25" / 6.35 mm 1" / 25.4 mm
Minimum welded belt length up to 4" / 101.6mm width	15.8" / 401.32mm
Minimum number of pulley teeth z_{min}	10
Minimum pulley diameter	0.64" / 16.25 mm
Minimum back bend diameter	1.125" / 28.6 mm
FDA/EU approval	Yes (Kevlar)

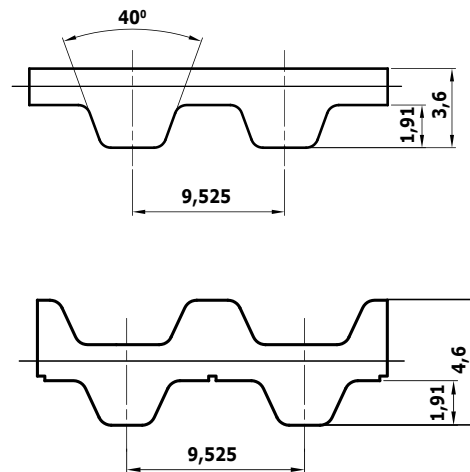


Standard width (inch)	0.25	0.31	0.37	0.50	0.75	1	2	4
Tensile strength (average value) F_{Break} (N)								
Steel	750	875	1 125	1 625	2 500	3 375	6 875	13 875
Kevlar	976	1 238	1 525	2 074	3 172	4 270	8 662	*
Allowable belt force F_{1all} (N) open ended								
Steel	190	221	284	411	632	853	1 738	3 509
Kevlar	213	270	332	452	691	930	1 887	*
Allowable belt force F_{1all} (N) endless welded								
Steel	95	111	142	205	316	427	869	1 754
Kevlar	159	202	249	339	518	698	1 415	*
Allowable effective force F_{eall} (N)								
(Minimum 15 teeth are in mesh)	200	248	300	400	600	800	1 600	3 200
Specific belt mass m_{sp} (kg/m/mm)								
Steel	0.0022							
Kevlar	0.0019							
Specific belt stiffness c_{sp} (N)								
Steel	47 413	55 316	71 120	102 729	158 044	213 360	434 622	877 147
Kevlar	51 675	66 058	81 819	111 962	172 250	232 537	473 686	*

* With kevlar cord only up to 2" width available.

L

Pitch	0.375" / 9.525 mm
Standard color	White
Standard roll length ($\pm 1\%$)	200 feet / 61 m
Width Tolerance up to 2" Width > 2" Width	$\pm 0.020"$ / 0.51 mm $\pm 0.030"$ / 0.76 mm
Sitting lanes Standard Optional	0.25" / 6.35 mm 0.50" / 12.7 mm
Minimum welded belt length up to 4" / 101.6mm width	15.75" / 400,05mm
Minimum number of pulley teeth z_{min}	10
Minimum pulley diameter	1.19" / 30.25 mm
Minimum back bend diameter	2.375" / 60.3 mm
FDA/EU approval	Yes (Kevlar)

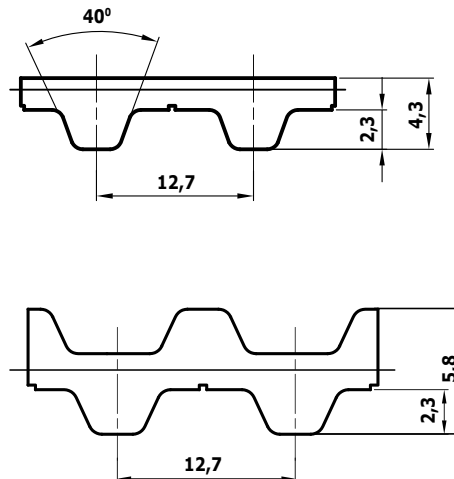


Standard width (inch)	0.37	0.50	0.75	1	1.5	2	4
Tensile strength (average value) F_{Break} (N)							
Steel	2 280	3 135	4 845	6 555	9 975	13 395	27 075
Kevlar	2 672	3 674	5 678	7 682	11 690	15 698	31 730
Allowable belt force F_{1all} (N) open ended							
Steel	574	790	1 221	1 652	2 513	3 375	6 821
Kevlar	428	588	909	1 229	1 871	2 512	5 078
Allowable belt force F_{1all} (N) endless welded							
Steel	287	395	610	826	1 257	1 687	3 411
Kevlar	321	441	681	922	1 403	1 884	3 808
Allowable effective force F_{eall} (N)							
(Minimum 15 teeth are in mesh)	600	800	1 200	1 600	2 400	3 200	6 400
Specific belt mass m_{sp} (kg/m/mm)							
Steel	0.0035						
Kevlar	0.0030						
Specific belt stiffness c_{sp} (N)							
Steel	143 609	197 463	305 170	412 877	628 291	843 705	1 705 362
Kevlar	106 901	146 989	227 164	307 340	467 691	628 043	1 269 448

Polyurethane open-end timing belts

H

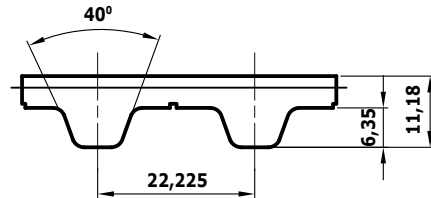
Pitch	0.500" / 12.7 mm
Standard color	White
Standard roll length ($\pm 1\%$)	327.8 feet / 100 m
Width Tolerance up to 2" Width > 2" Width	$\pm 0.020"$ / 0.51 mm $\pm 0.030"$ / 0.76 mm
Sitting lanes	1" / 25.4 mm
Minimum welded belt length up to 4" / 101.6mm width	16" / 406,4mm
Minimum number of pulley teeth z_{min}	14 (Steel/Kevlar) 12 (HF)
Minimum pulley diameter	2.23" / 56.65 mm (Steel/Kevlar) 1.91" / 48.5 mm (HF)
Minimum back bend diameter	3.125" / 79.4 mm (Steel/Kevlar) 2.375" / 60.3 mm (HF)
FDA/EU approval	Yes (Kevlar)



Standard width (inch)	0.5	0.75	1	1.5	2	3	4	6
Tensile strength (average value) F_{Break} (N)								
Steel	3 360	5 040	7 140	10 920	14 700	22 260	29 820	44 940
Kevlar	3 773	5 929	8 085	12 397	16 709	25 333	33 957	51 205
HF	4 960	7 440	10 540	16 120	21 700	32 860	44 020	66 340
Allowable belt force F_{1all} (N) open ended								
Steel	912	1 369	1 939	2 966	3 992	6 045	8 098	12 205
Kevlar	504	792	1 081	1 657	2 233	3 386	4 538	6 843
HF	1 119	1 678	2 377	3 636	4 895	7 412	9 929	14 964
Allowable belt force F_{1all} (N) endless welded								
Steel	456	684	970	1 483	1 996	3 023	4 049	6 102
Kevlar	378	594	810	1 243	1 675	2 539	3 404	5 132
HF	559	839	1 189	1 818	2 447	3 706	4 965	7 482
Allowable effective force F_{eall} (N)								
(Minimum 15 teeth are in mesh)	980	1 470	1 960	2 940	3 920	5 880	7 840	11 760
Specific belt mass m_{sp} (kg/m/mm)								
Steel	0.0040							
Kevlar	0.0032							
HF	0.0043							
Specific belt stiffness c_{sp} (N)								
Steel	228 122	342 183	484 759	741 396	998 033	1 511 307	2 024 582	3 051 130
Kevlar	126 060	198 095	270 129	414 198	558 267	846 404	1 134 542	1 710 817
HF	279 699	419 548	594 360	909 021	1 223 682	1 853 005	2 482 327	3 740 972

XH

Pitch	0.875" / 22.225 mm
Standard color	White
Standard roll length (± 1%)	200 feet / 61 m
Width tolerance	± 0.040" / 1.02 mm
Sitting lanes	1" / 25.4 mm
Minimum welded belt length up to 102 mm width	1000 mm
Minimum number of pulley teeth z_{min}	18
Minimum pulley diameter	5.01" / 127.75 mm
Minimum back bend diameter	5.875" / 149.2 mm
FDA-Approval	No



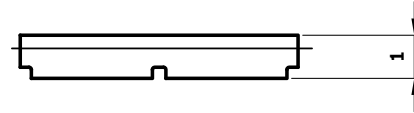
Standard width (mm)	1	1.5	2	3	4	6
Tensile strength (average value) F_{Break} (N)						
Steel	14 250	21 850	29 450	44 650	59 850	90 250
Kevlar	16 185	24 817	33 449	50 713	67 977	102 505
Allowable belt force F_{1all} (N) open ended						
Steel	3 801	5 828	7 855	11 909	15 964	24 072
Kevlar	1 778	2 726	3 675	5 571	7 468	11 261
Allowable belt force F_{1all} (N) endless welded						
Steel	1 900	2 914	3 928	5 955	7 982	*
Kevlar	1 334	2 045	2 756	4 178	5 601	*
Allowable effective force F_{eall} (N)						
(Minimum 15 teeth are in mesh)	3 910	5 865	7 820	11 730	15 640	23 460
Specific belt mass m_{sp} (kg/m/mm)						
Steel	0.0106					
Kevlar	0.0091					
Specific belt stiffness c_{sp} (N)						
Steel	950 214	1 456 995	1 963 776	2 977 337	3 990 899	6 018 022
Kevlar	444 500	681 567	918 633	1 392 767	1 866 900	2 815 167

* Welding only up to 4" width available

Polyurethane open-end timing belts

F1

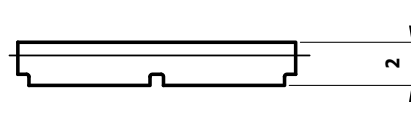
Pitch	
Standard color	Black
Standard roll length ($\pm 1\%$)	100 m
Width tolerance up to 50 mm width	$\pm 0,5$ mm
> 50 mm width	$\pm 0,75$ mm
Thickness tolerance	$\pm 0,2$ mm
Minimum welded belt length	900 mm
Minimum pulley diameter	16 mm
Minimum back bend diameter	30 mm
FDA/EU approval	No



Standard width (mm)	10	20	30	40	50	100
Tensile strength (average value) F_{Break} (N)						
Steel	1 250	2 750	4 250	5 750	7 250	14 750
Allowable belt force F_{1all} (N) open ended						
Steel	320	700	1 090	1470	1 860	3 780
Allowable belt force F_{1all} (N) endless welded						
Steel	160	350	545	735	930	1890
Specific belt mass m_{sp} (kg/m)						
Steel	0.02	0.04	0.05	0.08	0.09	0.21
Specific belt stiffness c_{sp} (N)						
Steel	80 000	175 000	272 500	367 500	465 000	945 000

F2

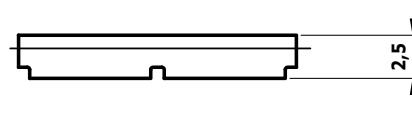
Pitch	
Standard color	Black
Standard roll length ($\pm 1\%$)	100 m
Width tolerance up to 50 mm width	$\pm 0,5$ mm
> 50 mm width	$\pm 0,75$ mm
Thickness tolerance	$\pm 0,2$ mm
Minimum welded belt length	900 mm
Minimum pulley diameter	50 mm
Minimum back bend diameter	100 mm
FDA/EU approval	No



Standard width (mm)	10	15	25	30	50	75	100
Tensile strength (average value) F_{Break} (N)							
Steel	5 700	8 550	16 150	18 050	3 3250	50 350	67 450
Kevlar	6000	9 000	17 000	19 000	35 000	53 000	71 000
Stainless steel	4 500	6 750	12 750	14 250	26 250	39 750	53 250
Allowable belt force F_{1all} (N) open ended							
Steel	1 470	2 210	4 170	4 660	8 580	12 990	17 400
Kevlar	1 320	1 980	3 740	4 180	7 700	11 660	15 620
Stainless steel	1 080	1 620	3 060	3 420	6 300	9 540	12 780
Allowable belt force F_{1all} (N) endless welded							
Steel	735	1105	2085	2330	4290	6495	8700
Specific belt mass m_{sp} (kg/m)							
steel	0.03	0.05	0.08	0.10	0.17	0.25	0.34
Specific belt stiffness c_{sp} (N)							
Steel	367 500	525 500	1 042 500	1 165 000	2 145 000	3 247 500	4 350 000

F2,5

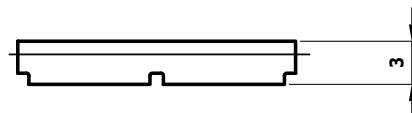
Pitch	
Standard color	Black
Standard roll length ($\pm 1\%$)	100 m
Width tolerance up to 50 mm width	$\pm 0,5$ mm
> 50 mm width	$\pm 0,75$ mm
Thickness tolerance	$\pm 0,2$ mm
Minimum welded belt length	900 mm
Minimum pulley diameter	80 mm
Minimum back bend diameter	150 mm
FDA/EU approval	No



Standard width (mm)	20	25	50	75	100	120
Tensile strength (average value) F_{Break} (N)						
Steel	19 250	24 500	52 500	78 750	106 750	127 750
Allowable belt force F_{1all} (N) open ended						
Steel	5 280	6 720	14 400	21 600	29 280	35 040
Allowable belt force F_{1all} (N) endless welded						
Steel	2 640	3 360	7 200	10 800	14 640	17 520
Specific belt mass m_{sp} (kg/m)						
Steel	0.08	0.09	0.18	0.27	0.36	0.42
Specific belt stiffness c_{sp} (N)						
Steel	1 320 000	1 680 000	3 600 000	5 400 000	7 320 000	8 760 000

F3

Pitch	
Standard color	White
Standard roll length ($\pm 1\%$)	100 m
Width tolerance up to 50 mm width	$\pm 0,5$ mm
> 50 mm width	$\pm 0,75$ mm
Thickness tolerance	$\pm 0,2$ mm
Minimum welded belt length	900 mm
Minimum pulley diameter	120 mm
Minimum back bend diameter	180 mm
FDA/EU approval	No

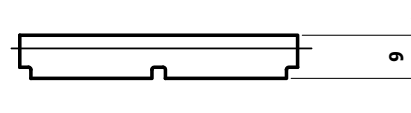


Standard width (mm)	25	30	60	120	150
Tensile strength (average value) F_{Break} (N)					
Steel	32 000	38 400	80 000	163 200	201 600
Allowable belt force F_{1all} (N) open ended					
Steel	8 500	10 200	21 250	43 350	53 550
Allowable belt force F_{1all} (N) endless welded					
Steel	4 250	5 100	10 625	21 675	26 775
Specific belt mass m_{sp} (kg/m)					
Steel	0.11	0.12	0.24	0.48	0.60
Specific belt stiffness c_{sp} (N)					
Steel	2 125 000	2 550 000	5 312 500	10 837 500	13 387 500

Polyurethane open-end timing belts

F9

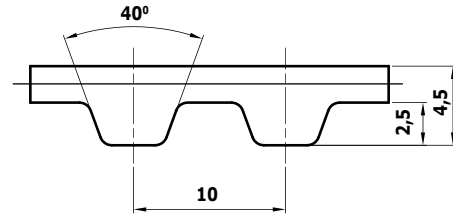
Pitch	
Standard color	White
Standard roll length ($\pm 1\%$)	100 m
Width tolerance up to 50 mm width	$\pm 1,5$ mm
> 50 mm width	$\pm 1,75$ mm
Thickness tolerance	$\pm 0,8$ mm
Minimum welded belt length	No welding
Minimum pulley diameter	250 mm
Minimum back bend diameter	300 mm
FDA/EU approval	No



Standard width (mm)	75	90	105	125	180
Tensile strength (average value) F_{Break} (N)					
Steel	119 000	147 000	175 000	210 000	308 000
Allowable belt force F_{1all} (N) open ended					
Steel	34 000	42 000	50 000	60 000	88 000
Specific belt mass m_{sp} (kg/m)					
Steel	1,1	1,6	1,6	1,9	2,8
Specific belt stiffness c_{sp} (N)					
Steel	8 500 000	10 500 000	12 500 000	15 000 000	22 000 000

T10TP

Pitch	10 mm
Standard color	White
Standard roll length ($\pm 1\%$)	100 m
Width tolerance up to 50 mm width > 50 mm width	$\pm 0,5$ mm $\pm 0,75$ mm
Thickness tolerance	$\pm 0,2$ mm
Length tolerance	$\pm 0,5$ mm/m
Sitting lanes Standard Optional	25 mm 10 mm/ 16 mm
Minimum welded belt length	1000 mm
Minimum number of pulley teeth z_{min}	14 steel/aramid 12 HF
Minimum pulley diameter	44,56 mm (steel/aramid) 38,20 mm (HF)
Minimum (standard) back bend diameter	80 mm (steel/aramid) 60 mm (HF)
FDA/EU approval	On request

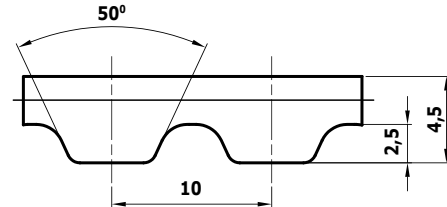


Standard width (mm)	12	16	25	32	40	50	75	100	150
Tensile strength (average value) F_{Break} (N)									
Steel	2 940	4 200	7 140	9 240	11 340	14 700	22 260	29 820	44 940
Kevlar	3 601	4 980	8 085	10 500	13 259	16 709	25 333	33 957	51 205
HF	4 340	6 200	10 540	13 640	16 740	21 700	32 860	44 020	66 340
Allowable belt force F_{1all} (N) open ended									
Steel	786	1 123	1 909	2 470	3 031	3 929	5 950	7 971	12 012
Kevlar	474	655	1 064	1 381	1 744	2 198	3 332	4 467	6 736
HF	964	1 376	2 340	3 028	3 716	4 818	7 295	9 773	14 728
Allowable effective force F_{1all} (N)									
(Minimum 15 teeth are in mesh)	811	1 082	1 690	2 163	2 704	3 380	5 070	6 760	10 140
Specific belt mass m_{sp} (kg/m/mm)									
Steel	0,0044								
Aramid	0,0036								
HF	0,0047								
Specific belt stiffness c_{sp} (N)									
Steel	196 463	280 662	477 125	617 456	757 787	982 316	1 487 507	1 992 699	3 003 081
Kevlar	118 403	163 779	265 875	345 283	436 035	549 475	833 075	1 116 675	1 683 875
HF	240 882	344 118	585 000	757 059	929 118	1 204 412	1 823 824	2 443 235	3 682 059

Polyurethane open-end timing belts

AT10 TP

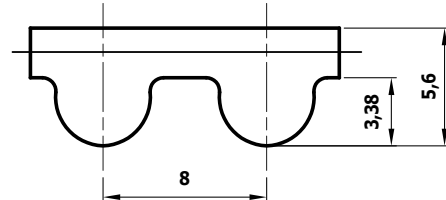
Pitch	14 mm
Standard color	White Light blue color available on request
Standard roll length ($\pm 1\%$)	100 m
Width tolerance up to 50 mm width > 50 mm width	$\pm 0,5$ mm $\pm 0,75$ mm
Thickness tolerance	$\pm 0,2$ mm
Length tolerance	$\pm 0,8$ mm/m
Sitting lanes Standard Optional	25 mm 10 mm/ 16 mm
Minimum welded belt length	900 mm
Minimum number of pulley teeth z_{min}	15
Minimum pulley diameter	47,75 mm
Minimum (standard) back bend diameter	120 mm
FDA/EU approval	On request



Standard width (mm)	16	25	32	50	75	100
Tensile strength (average value) F_{Break} (N)						
Steel	9 500	16 150	20 900	33 250	50 350	67 450
Allowable belt force F_{1all} (N) open ended						
Steel	2 450	4 170	5 390	8 580	12 990	17 400
Allowable belt force F_{1all} (N) endless welded						
Steel	1 225	2 085	2 695	4 290	6 495	8 700
Specific belt mass m_{sp} (kg/m)						
Steel	0,09	0,15	0,19	0,3	0,44	0,59
Specific belt stiffness c_{sp} (N)						
Steel	612 500	1 042 500	1 347 500	2 145 000	3 247 500	4 350 000

HTD 8M TP

Pitch	14 mm
Standard color	White Light blue color available on request
Standard roll length ($\pm 1\%$)	100 m
Width tolerance up to 50 mm width > 50 mm width	$\pm 0,5$ mm $\pm 0,75$ mm
Thickness tolerance	$\pm 0,2$ mm
Length tolerance	$\pm 0,5$ mm/m
Sitting lanes Standard Optional	25 mm 10 mm/ 16 mm
Minimum welded belt length	900 mm
Minimum number of pulley teeth z_{min}	18
Minimum pulley diameter	45,83 mm
Minimum (standard) back bend diameter	120 mm
FDA/EU approval	On request

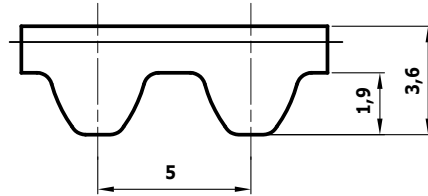


Standard width (mm)	10	15	20	30	50	85	100
Tensile strength (average value) F_{Break} (N)							
Steel	5 700	8 550	12 350	18 050	33 250	57 000	67 450
Allowable belt force F_{1all} (N) open ended							
Steel	1 470	2 210	3 190	4 660	8 580	14 700	17 400
Allowable belt force F_{1all} (N) endless welded (Minimum 15 teeth are in mesh)	735	1105	1 595	2 330	4 290	7 350	8 700
Specific belt mass m_{sp} (kg/m)							
Steel	0,07	0,11	0,14	0,21	0,35	0,6	0,7
Specific belt stiffness c_{sp} (N)							
Steel	367 500	552 500	797 500	1 165 000	2 145 000	3 675 000	4 350 000


Polyurethane open-end timing belts

Eagle 5M

Pitch	5 mm
Standard color	White
Standard roll length ($\pm 1\%$)	100 m
Width tolerance up to 50 mm width > 50 mm width	$\pm 0,5$ mm $\pm 0,75$ mm
Thickness tolerance	$\pm 0,2$ mm
Length tolerance	$\pm 0,5$ mm/m
Minimum welded belt length	No welding
Minimum number of pulley teeth z_{min}	16
Minimum pulley diameter	25,47 mm
Minimum (standard) back bend diameter	60 mm
FDA/EU approval	No



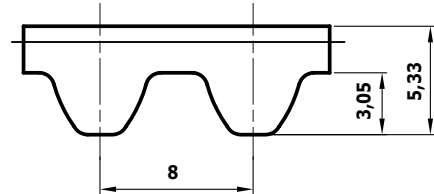
Standard width (mm)	12,5	25
Tensile strength (average value) F_{Break} (N)		
Steel	4 200	9 240
Allowable belt force F_{1all} (N) open ended		
Steel	1 150	2 530
Allowable belt force F_{1all} (N) endless welded		
Steel	575	1 265
Specific belt mass m_{sp} (kg/m)		
Steel	0,06	0,12
Specific belt stiffness c_{sp} (N)		
Steel	287 500	632 500



Eagle 5M profile

Eagle 8M

Pitch	8 mm
Standard color	White
Standard roll length ($\pm 1\%$)	100 m
Width tolerance up to 50 mm width	$\pm 0,8$ mm
> 50 mm width	$\pm 1,0$ mm
Thickness tolerance	$\pm 0,3$ mm
Length tolerance	$\pm 0,8$ mm/m
Minimum welded belt length	1000 mm
Minimum number of pulley teeth z_{\min}	20 standard 24 stainless 30 HPL
Minimum pulley diameter	50,93 mm standard 61,12 mm stainless 76,39 mm HPL
Minimum (standard) back bend diameter	120 mm standard 120 mm stainless 150 mm HPL
FDA/EU approval	No

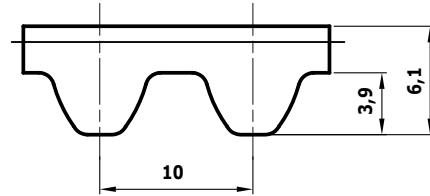


Standard width (mm)	16	25	32	50
Tensile strength (average value) F_{Break} (N)				
Steel	9 500	16 150	20 900	33 250
Kevlar	10 000	17 000	22 000	35 000
Stainless steel	7 500	12 750	16 500	26 250
HPL	14 000	24 500	31 500	52 500
Allowable belt force $F_{1\text{all}}$ (N) open ended				
Steel	2 450	4 170	5 390	8 580
Kevlar	2 200	3 740	4 840	7 700
Stainless steel	1 800	3 060	3 960	6 300
HPL	3 840	6 720	8 640	14 400
Allowable belt force $F_{1\text{all}}$ (N) endless welded				
Steel	1 200	2 100	2 700	4 300
Specific belt mass m_{sp} (kg/m)				
Steel	0,085	0,145	0,180	0,3
Specific belt stiffness c_{sp} (N)				
Steel	612 500	1 042 500	1 347 500	2 145 000

Polyurethane open-end timing belts

Eagle 10M

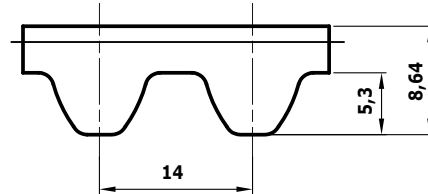
Pitch	10 mm
Standard color	White
Standard roll length ($\pm 1\%$)	100 m
Width tolerance up to 50 mm width > 50 mm width	$\pm 0,8$ mm $\pm 1,0$ mm
Thickness tolerance	$\pm 0,3$ mm
Length tolerance	$\pm 0,8$ mm/m
Minimum welded belt length	No welding
Minimum number of pulley teeth z_{min}	25
Minimum pulley diameter	79,58 mm
Minimum (standard) back bend diameter	150 mm
FDA/EU approval	No



Standard width (mm)	25	32	50	75	100
Tensile strength (average value) F_{Break} (N)					
Steel	24 500	31 500	52 500	77 000	105 000
Allowable belt force F_{1all} (N) open ended					
Steel	6 720	8 640	14 400	21 120	28 800
Specific belt mass m_{sp} (kg/m)					
Steel	0,18	0,23	0,37	0,54	0,74
Specific belt stiffness c_{sp} (N)					
Steel	1 680 000	2 160 000	3 600 000	5 280 000	7 200 000

Eagle 14M

Pitch	14 mm
Standard color	White
Standard roll length ($\pm 1\%$)	100 m
Width tolerance up to 50 mm width	$\pm 1,2$ mm
> 50 mm width	$\pm 1,4$ mm
Thickness tolerance	$\pm 0,4$ mm
Length tolerance	$\pm 0,8$ mm/m
Minimum welded belt length	No welding
Minimum number of pulley teeth z_{\min}	32
Minimum pulley diameter	142,59 mm
Minimum (standard) back bend diameter	200 mm
FDA/EU approval	No

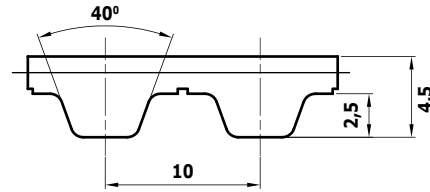


Standard width (mm)	35	52,5	70	105
Tensile strength (average value) F_{Break} (N)				
Steel	41 600	64 000	86 400	131 200
HPL	49 500	72 000	99 000	153 000
Allowable belt force F_{1all} (N) open ended				
Steel	11 050	17 000	22 950	34 850
HPL	12 100	17 600	24 200	37 400
Allowable belt force F_{1all} (N) endless welded				
Steel	5 525	8 500	11 475	17 425
Specific belt mass m_{sp} (kg/m)				
Steel	0,4	0,6	0,8	1,2
Specific belt stiffness c_{sp} (N)				
Steel	2 762 500	4 250 000	5 737 500	8 712 500

Polyurethane open-end timing belts

W-T10

Pitch	10 mm
Standard color	Natural color PU
Standard roll length ($\pm 1\%$)	50 m
Width tolerance	$\pm 1,0$ mm
Thickness tolerance	$\pm 0,3$ mm
Minimum welded belt length	1400
Maximum welded belt width	480
Minimum number of pulley teeth z_{\min}	15
Minimum pulley diameter	47,75 mm
Minimum (standard) back bend diameter	60 mm
FDA/EU approval	Yes, kevlar



Standard width (mm)	250	300	350	400	450	500/510
Tensile strength (average value) F_{Break} (N)						
Kevlar	39 088	47 016	54 945	62 874	70 802	78 731
Allowable belt force F_{tall} (N) open ended						
Kevlar	10 210	12 280	14 360	16 430	18 500	20 570
Allowable belt force F_{tall} (N) endless welded						
Kevlar	5 105	6 140	7 180	8 215	9 250	10 285
Specific belt mass m_{sp} (kg/m)						
Kevlar	0,95	1,14	1,33	1,52	1,71	1,9
Specific belt stiffness c_{sp} (N)						
Kevlar	1 276 250	1 535 000	1 795 000	2 053 750	2 312 500	2 571 250

Product overview

- High durability
- Cut resistant
- Grease, chemicals and water resistant
- Non-marking
- Kevlar (Aramid) parallel cord reinforcement
- No cord exposure on belt edges
- Even cord tension
- Available in open end and welded execution

Typical application

- Conveying, packaging
- Production of baby diapers and fene hygiene items
- Car tires production

Product overview

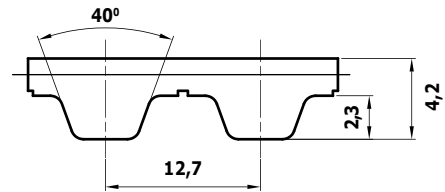
- FDA-compliant PU compound
- PAZ/PAR for noise reduction
- Tracking guides on teeth and/or back
- Silicon, PU, PVC and rubber backings
- Wide range of cleats, flights and profiles
- Perforation



W-T10

W-H

Pitch	12,7 mm
Standard color	Natural color PU
Standard roll length ($\pm 1\%$)	50 m
Width tolerance	$\pm 1,0$ mm
Thickness tolerance	$\pm 0,3$ mm
Minimum welded belt length	1400
Maximum welded belt width	480
Minimum number of pulley teeth z_{\min}	14
Minimum pulley diameter	56,60 mm
Minimum (standard) back bend diameter	80 mm
FDA/EU approval	Yes, kevlar



Standard width (mm)	10/254	12/304,8	14/355,6	16/406,4	18/457,2	20/508
Tensile strength (average value) F_{Break} (N)						
Kevlar	39 088	47 016	54 945	62 874	70 802	78 731
Allowable belt force $F_{1\text{all}}$ (N) open ended						
Kevlar	10 210	12 280	14 360	16 430	18 500	20 570
Allowable belt force $F_{1\text{all}}$ (N) endless welded						
Kevlar	5 105	6 140	7 180	8 215	9 250	10 285
Specific belt mass m_{sp} (kg/m)						
Kevlar	0,9	1,05	1,24	1,42	1,6	1,8
Specific belt stiffness c_{sp} (N)						
Kevlar	1 276 250	1 535 000	1 795 000	2 053 750	2 312 500	2 571 250

Product overview


- High durability
- Cut resistant
- Grease, chemicals and water resistant
- Non-marking
- Kevlar (Aramid) parallel cord reinforcement
- No cord exposure on belt edges
- Even cord tension
- Available in open end and welded execution

Typical application

- Conveying, packaging
- Production of baby diapers and fene hygiene items
- Car tires production

Product overview

- FDA-compliant PU compound
- PAZ/PAR for noise reduction
- Tracking guides on teeth and/or back
- Silicon, PU, PVC and rubber backings
- Wide range of cleats, flights and profiles
- Perforation



W-H with PAZ

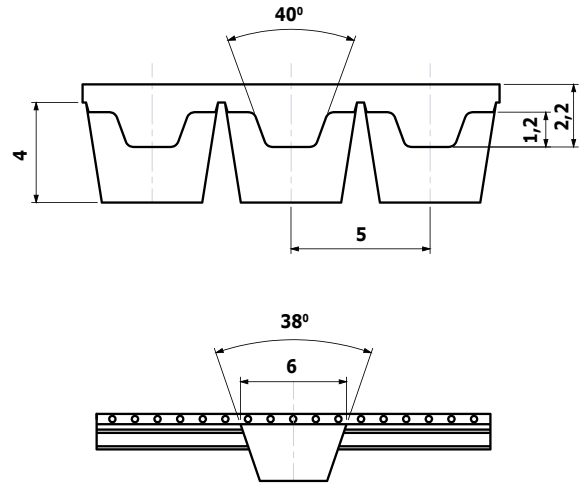
Polyurethane open-end timing belts

54

Technical data

TK5-K6

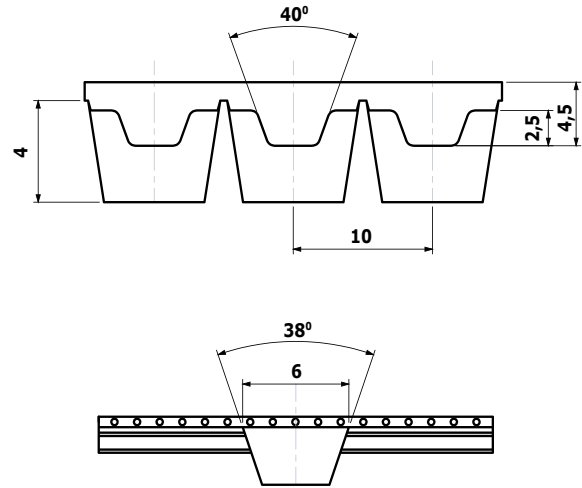
Pitch	5 mm
Standard color	White
Standard roll length ($\pm 1\%$)	100 m
Width tolerance up to 50 mm width > 50 mm width	± 0.5 mm $\pm 0,75$ mm
Sitting lanes	25 mm
Minimum welded belt length	950 mm
Minimum number of pulley teeth z_{min}	10
Minimum pulley diameter	15,91 mm
Minimum back bend diameter	30 mm
FDA/EU approval	Yes (Kevlar)



Standard width (mm)	25	32	50	100
Tensile strength (average value) F_{Break} (N)				
Steel	3 375	4 250	6 875	13 875
Kevlar	8 370	10 800	17 050	34 410
Allowable belt force F_{1all} (N) open ended				
Steel	840	1 058	1 711	3 453
Kevlar	916	1 181	1 865	3 764
Allowable belt force F_{1all} (N) endless welded				
Steel	420	529	856	1 727
Kevlar	687	886	1 399	2 823
Allowable effective force F_{eall} (N)				
(Minimum 15 teeth are in mesh)	676	926	1 566	3346
Specific belt mass m_{sp} (kg/m/mm)				
Steel	0,07	0,09	0,13	0,24
Kevlar	0,07	0,08	0,12	0,22
Specific belt stiffness c_{sp} (N)				
Steel	210 000	264 444	427 778	863 333
Kevlar	228 875	295 334	466 227	940 931

TK10-K6

Pitch	10 mm
Standard color	White
Standard roll length ($\pm 1\%$)	100 m
Width tolerance up to 50 mm width > 50 mm width	± 0.5 mm $\pm 0,75$ mm
Sitting lanes Standard Optional	25 mm 10 mm / 16 mm
Minimum welded belt length	950 mm
Minimum number of pulley teeth z_{min}	14 (Steel/Kevlar) 12 (HF)
Minimum pulley diameter	44,56 mm (Steel/Kevlar) 38,20 mm (HF)
Minimum back bend diameter	80 mm (Steel/Kevlar) 60 mm (HF)
FDA/EU approval	Yes (Kevlar)



Standard width (mm)	25	32	50
Tensile strength (average value) F_{Break} (N)			
Steel	7 140	9 240	14 700
Kevlar	8 085	10 500	16 709
HF	10 540	13 640	21 700
Allowable belt force F_{1all} (N) open ended			
Steel	1 909	2 470	3 929
Kevlar	1 064	1 381	2 198
HF	2 340	3 028	4 818
Allowable belt force F_{1all} (N) endless welded			
Steel	954	1 235	1 965
Kevlar	798	1 036	1 648
HF	1 170	1 514	2 409
Allowable effective force F_{eall} (N)			
(Minimum 15 teeth are in mesh)	1284	1758	2974
Specific belt mass msp (kg/m/mm)			
Steel	0,13	0,16	0,24
Kevlar	0,11	0,13	0,20
Specific belt stiffness c_{sp} (N)			
Steel	477 125	617 456	982 316
Kevlar	265 875	345 283	549 475
HF	585 000	757 059	1 204 412

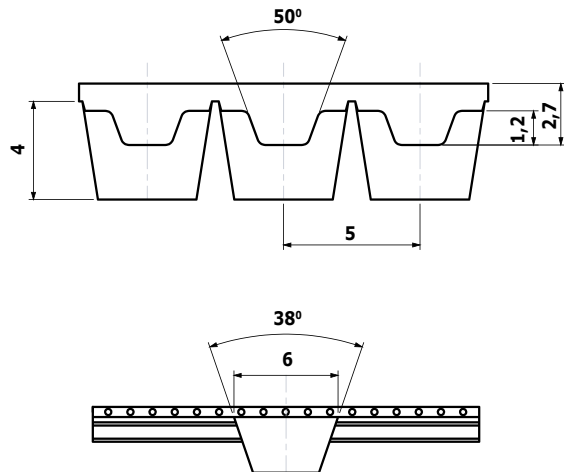
Polyurethane open-end timing belts

56

Technical data

ATK5-K6

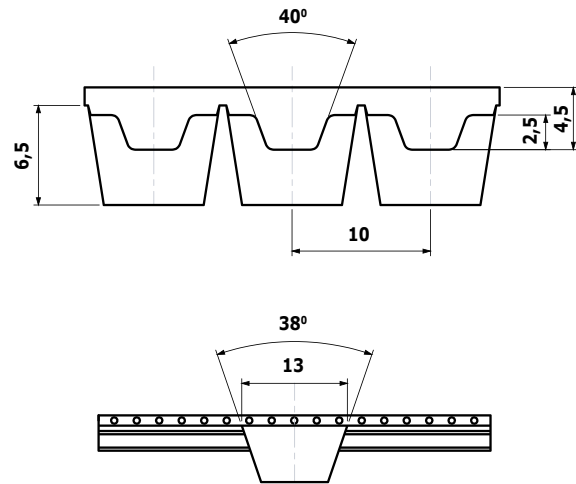
Pitch	5 mm
Standard color	White
Standard roll length ($\pm 1\%$)	100 m
Width tolerance up to 50 mm width > 50 mm width	± 0.5 mm $\pm 0,75$ mm
Sitting lanes Standard Optional	25 mm 10 mm / 16 mm
Minimum welded belt length	950 mm
Minimum number of pulley teeth z_{min}	15
Minimum pulley diameter	23.87 mm
Minimum back bend diameter	60 mm
FDA/EU approval	Yes (Kevlar)



Standard width (mm)	25	50
Tensile strength (average value) F_{Break} (N)		
Steel	7 125	14 535
Kevlar	8 350	17 034
Allowable belt force F_{1all} (N) open ended		
Steel	1 761	3 591
Kevlar	1 210	2 468
Allowable belt force F_{1all} (N) endless welded		
Steel	880	1 796
Kevlar	908	1 851
Allowable effective force F_{eall} (N)		
(Minimum 15 teeth are in mesh)	980	2270
Specific belt mass msp (kg/m)		
Steel	0,10	0,19
Kevlar	0,09	0,15
Specific belt stiffness c_{sp} (N)		
Steel	440 125	897 855
Kevlar	302 500	617 100

TK10-K13

Pitch	10 mm
Standard color	White
Standard roll length ($\pm 1\%$)	100 m
Width tolerance up to 50 mm width > 50 mm width	± 0.5 mm $\pm 0,75$ mm
Sitting lanes Standard Optional	25 mm 10 mm / 16 mm
Minimum welded belt length	950 mm
Minimum number of pulley teeth z_{min}	14 (Steel/Kevlar) 12 (HF)
Minimum pulley diameter	44,56 mm (Steel/Kevlar) 38,20 mm (HF)
Minimum back bend diameter	80 mm (Steel/Kevlar) 60 mm (HF)
FDA/EU approval	Yes (Kevlar)



Standard width (mm)	25	32	50	75	100	150
Tensile strength (average value) F_{Break} (N)						
Steel	7 140	9 240	14 700	22 260	29 820	44 940
Kevlar	8 085	10 500	16 709	25 333	33 957	51 205
HF	10 540	13 640	21 700	32 860	44 020	66 340
Allowable belt force F_{1all} (N) open ended						
Steel	1 909	2 470	3 929	5 950	7 971	12 012
Kevlar	1 064	1 381	2 198	3 332	4 467	6 736
HF	2 340	3 028	4 818	7 295	9 773	14 728
Allowable belt force F_{1all} (N) endless welded						
Steel	954	1 235	1 965	2 975	3 985	6 006
Kevlar	798	1 036	1 648	2 499	3 350	5 052
HF	1 170	1 514	2 409	3 648	4 886	7 364
Allowable effective force F_{eall} (N)						
(Minimum 15 teeth are in mesh)	811	1284	2501	4191	5881	9621
Specific belt mass msp (kg/m)						
Steel	0,18	0,21	0,29	0,40	0,50	0,72
Kevlar	0,16	0,18	0,25	0,34	0,43	0,61
Specific belt stiffness c_{sp} (N)						
Steel	477 125	617 456	982 316	1 487 507	1 992 699	3 003 081
Kevlar	265 875	345 283	549 475	833 075	1 116 675	1 683 875
HF	585 000	757 059	1 204 412	1 823 824	2 443 235	3 682 059

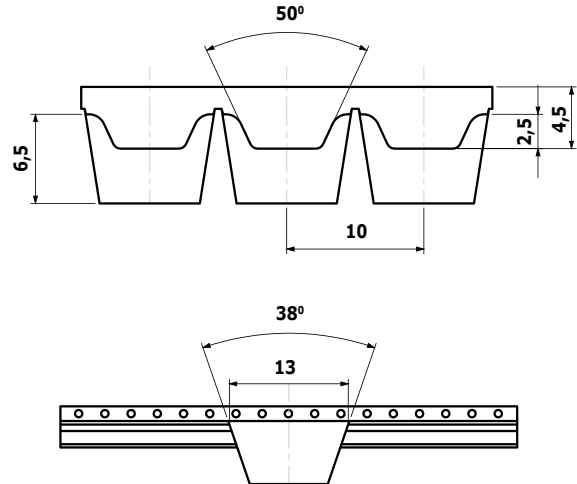
Polyurethane open-end timing belts

58

Technical data

ATK10-K13

Pitch	10 mm
Standard color	White
Standard roll length ($\pm 1\%$)	100 m
Width tolerance up to 50 mm width > 50 mm width	± 0.5 mm $\pm 0,75$ mm
Sitting lanes Standard Optional	25 mm 16 mm
Minimum welded belt length	950 mm
Minimum number of pulley teeth z_{min}	15 (Steel/Kevlar) 20 (Stainless steel) 12 (HF)
Minimum pulley diameter	47.75 mm (Steel/Kevlar) 63.7 mm (Stainless steel) 39 mm (HF)
Minimum back bend diameter	120 mm (Steel/Kevlar) 160 mm (Stainless steel) 100 mm (HF)
FDA/EU approval	Yes (Kevlar)



Standard width (mm)	25	32	50	75
Tensile strength (average value) F_{Break} (N)				
Steel	14 250	18 050	29 450	44 650
Kevlar	16 185	21 019	33 449	50 713
Stainless steel	10 688	13 538	22 088	33 488
HF	12 975	16 435	26 815	40 655
Allowable belt force F_{1all} (N) open ended				
Steel	3 741	4 739	7 731	11 722
Kevlar	1 750	2 273	3 617	5 483
Stainless steel	2 806	3 554	5 799	8 791
HF	3 456	4 378	7 142	10 829
Allowable belt force F_{1all} (N) endless welded				
Steel	1 871	2 369	3 866	5 861
Kevlar	1 313	1 705	2 713	4 113
Stainless steel	1 403	1 777	2 899	4 396
HF	1 728	2 189	3 571	5 414
Allowable effective force F_{eall} (N)				
(Minimum 15 teeth are in mesh)	1238	1961	3818	6398
Specific belt mass m_{sp} (kg/m)				
Steel	0,21	0,25	0,35	0,50
Kevlar	0,17	0,20	0,28	0,38
Stainless steel	0,21	0,24	0,34	0,48
HF	0,21	0,25	0,35	0,49
Specific belt stiffness c_{sp} (N)				
Steel	935 250	1 184 650	1 932 850	2 930 450
Kevlar	437 500	568 167	904 167	1 370 833
Stainless steel	701 438	888 488	1 449 638	2 197 838
HF	864 000	1 094 400	1 785 600	2 707 200

Chiorino-flex endless timing belts

Flex belts are truly endless extruded with helically wound steel cords in different sizes, constructions and pitches.

ATTRIBUTES

- Extruded, thermoplastic polyurethane construction
- High performance and power transmission based on truly endless cords
- Synchronous tracking

APPLICATIONS

- Wood processing industry
- Textile industry
- Conveying machines
- Foiling machine
- Power transmission
- Highly stressed conveying applications

PROCESSING OPTIONS

- Backings further information on page 92
- Special processing further information on page 100

FABRICATION CAPABILITIES

- Pitches H / T5 / T10 / T20 / AT5 / AT10 / AT20 / ATL10 / ATL20 / HTD5 / HTD8 / HTD14
- Widths 10 mm up to 150 mm
- Lengths 900 mm up to 23 500 mm
- Polyurethane 92 shore A (standard)
- Tension members steel cord (standard)
- Polyamide fabric on tooth side (PAZ)
- Polyamide fabric on back side (PAR)

Further constructions are available on request.

The Chiorino-flex belts might be produced with special cords:

CH - HPL Chiorino high performance

CH - HFE Chiorino high flexibility

CH - INOX Chiorino stainless steel for high aggressive environment

CH - ARAMID Chiorino low weight, nonmagnetic

Chiorino-flex timing belt

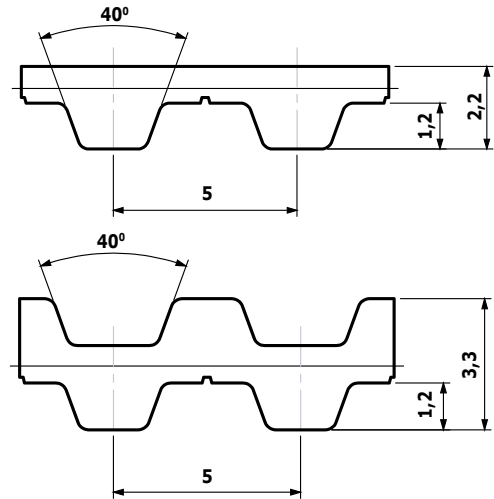


Chiorino-flex endless timing belts

60 Technical data

T5/DT5

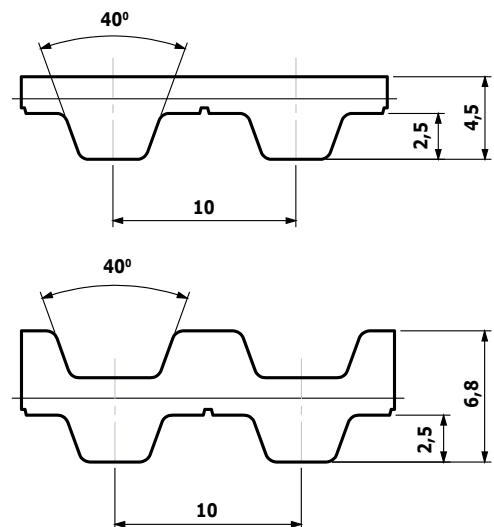
Pitch	5 mm
Standard color	White
Width tolerance up to 50 mm width > 50 mm width	± 0.5 mm ± 0.75 mm
Minimum number of pulley teeth z_{\min}	10
Minimum pulley diameter	30 mm
Minimum back bend diameter	30 mm
Standard lengths	900-15 225
Dual toothing	available from 1500 mm



Standard width (mm)	10	16	25	32	50	75	100	150
Allowable belt force F_{1all} (N)								
Steel	384	610	930	1 215	1 890	2 815	3 775	5 665
Specific belt mass m_{sp} (kg/m)								
Steel	0,02	0,03	0,06	0,07	0,11	0,16	0,21	0,32

T10/DT10

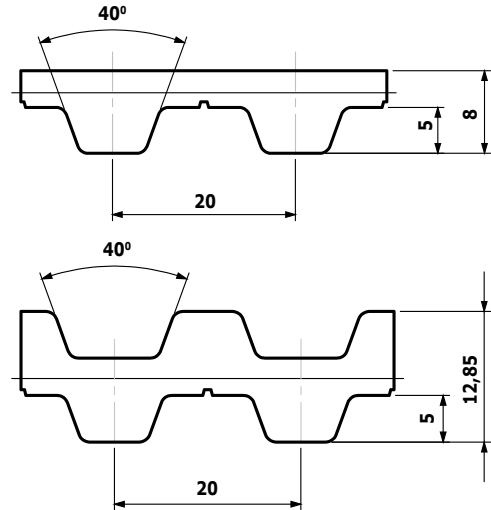
Pitch	10 mm
Standard color	White
Width tolerance up to 50 mm width > 50 mm width	± 0.5 mm ± 0.75 mm
Minimum number of pulley teeth z_{\min}	14
Minimum pulley diameter	44.56 mm
Minimum back bend diameter	80 mm
Standard lengths	900-19 500
Dual toothing	available from 1500 mm



Standard width (mm)	10	16	25	32	50	75	100	150
Allowable belt force F_{1all} (N)								
Steel	1 150	1 840	2 760	3 570	5 640	8 400	11 160	16 790
Specific belt mass m_{sp} (kg/m)								
Steel	0,05	0,07	0,12	0,15	0,23	0,35	0,46	0,69

T20/DT20

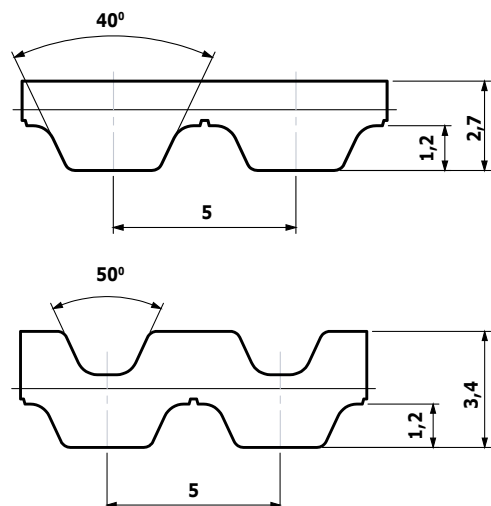
Pitch	20 mm
Standard color	White
Width tolerance	± 1.0 mm
Minimum number of pulley teeth z_{min}	15
Minimum pulley diameter	95.49 mm
Minimum back bend diameter	120 mm
Standard lengths	900-19820
Dual toothing	available from 1500 mm



Standard width (mm)	25	32	50	75	100	150
Allowable belt force F_{1all} (N)						
Steel	4 040	5 120	8 090	12 400	16 440	24 790
Specific belt mass m_{sp} (kg/m)						
Steel	0,18	0,23	0,37	0,55	0,73	1,10

AT5/DAT5

Pitch	5 mm
Standard color	White
Width tolerance up to 50 mm eidth > 50 mm eidth	± 0.5 mm ± 0.75 mm
Minimum number of pulley teeth z_{min}	15
Minimum pulley diameter	23,87 mm
Minimum back bend diameter	60 mm
Standard lengths	900-15225
Dual toothing	available from 1500 mm



Standard width (mm)	10	16	25	32	50	75	100	150
Allowable belt force F_{1all} (N)								
Steel	1 150	1 840	2 760	3 570	5 640	8 400	11 160	16 790
Specific belt mass m_{sp} (kg/m)								
Steel	0,03	0,05	0,08	0,11	0,17	0,25	0,33	0,50

Chiorino-flex endless timing belts

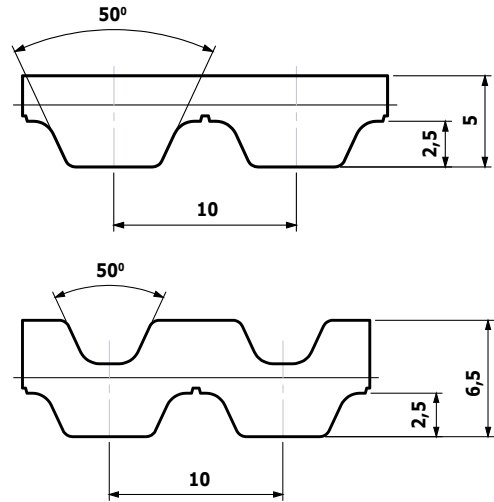
62

Technical data

AT10/DAT10

Pitch	10 mm
Standard color	White
Width tolerance up to 50 mm width > 50 mm width	± 0.75 mm ± 1.0 mm
Minimum number of pulley teeth z_{min}	15
Minimum pulley diameter	47.75 mm
Minimum back bend diameter	120 mm
Standard lengths	900-19500
Dual toothing	available from 1500 mm

*HPL cord execution available

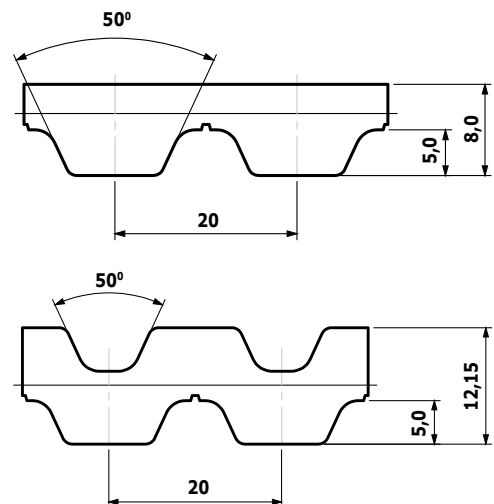


Standard width (mm)	16	25	32	50	75	100	150
Allowable belt force F_{1all} (N)							
Steel	2 430	4 040	5 120	8 090	12 400	16 440	24 790
Specific belt mass m_{sp} (kg/m)							
Steel	0,09	0,14	0,18	0,29	0,43	0,57	0,86

AT20/DAT20

Pitch	20 mm
Standard color	White
Width tolerance up to 50 mm width > 50 mm width	± 1.0 mm ± 1.5 mm
Minimum number of pulley teeth z_{min}	18
Minimum pulley diameter	114.59 mm
Minimum back bend diameter	180 mm
Standard lengths	900-19820
Dual toothing	available from 1500 mm

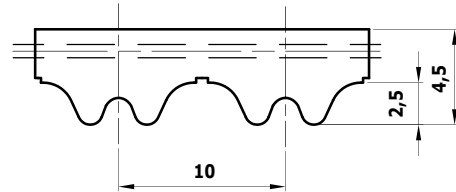
*HPL cord execution available



Standard width (mm)	25	32	50	75	100	150
Allowable belt force F_{1all} (N)						
Steel	5 760	7 200	11 520	17 280	23 040	34 560
Specific belt mass m_{sp} (kg/m)						
Steel	0,24	0,31	0,48	0,73	0,97	1,45

ATP10

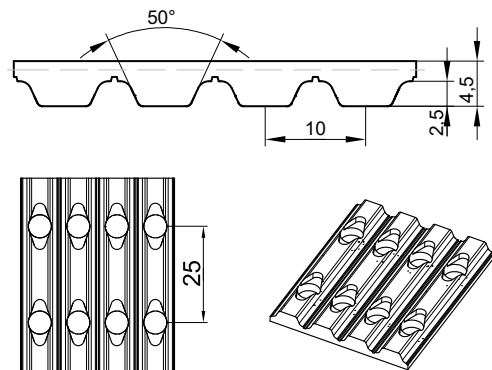
Pitch	10 mm
Standard color	White
Standard roll length (± 1%)	100 m
Width tolerance up to 50 mm width > 50 mm width	± 0,75 mm ± 1,0 mm
Minimum number of pulley teeth z_{min}	15
Minimum pulley diameter	47,75 mm
Minimum (standard) back bend diameter	120 mm
Standard Lengths	900-2 500



Standard width (mm)	16	25	32	50	75	100
Allowable belt force F_{1all} (N)						
Steel	2 430	4 040	5 120	8 090	12 400	16 440
Specific belt mass m_{sp} (kg/m)						
Steel	0,09	0,14	0,18	0,29	0,43	0,57

ATF10

Pitch	10 mm
Standard color	White
Standard roll length (±1%)	100 m
Width tolerance	± 0,5 mm
Minimum number of pulley teeth z_{min}	25
Minimum pulley diameter	79,58 mm
Minimum (standard) back bend diameter	120 mm
FDA/EU approval	No



Standard width (mm)	25	50	75	100
Tensile strength (average value) F_{Break} (N)				
Steel	11 400	22 800	34 200	45 600
Allowable belt force F_{1all} (N) open ended				
Steel	2 940	5 880	8 820	1 1760
Allowable belt force F_{1all} (N) endless welded				
Steel	1 470	2 940	4 410	5 880
Specific belt stiffness c_{sp} (N)				
Steel	735 000	147 0000	220 5000	294 0000
Belt mass m_{so} (kg/m)				
Steel	0,15	0,30	0,44	0,59

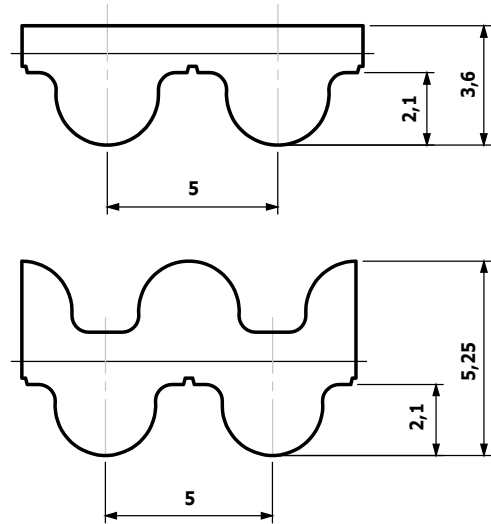
Chiorino-flex endless timing belts

64

Technical data

HTD 5M/DHTD 5M

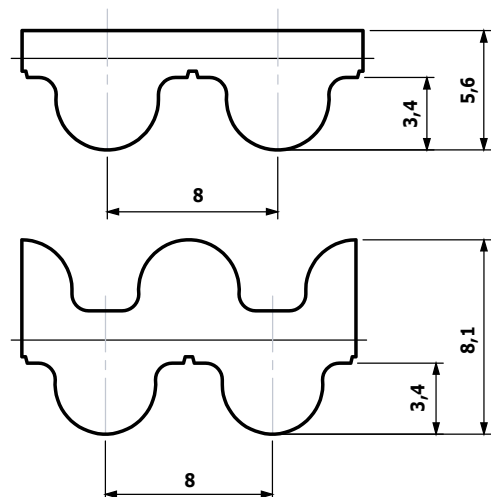
Pitch	5 mm
Standard color	White
Width tolerance up to 50 mm width > 50 mm width	± 0.5 mm ± 0.75 mm
Minimum number of pulley teeth z_{min}	16
Minimum pulley diameter	25,46 mm
Minimum back bend diameter	60 mm
Standard lengths	900-15650
Dual toothing	available from 1500 mm



Standard width (mm)	10	15	25	50	100	150
Allowable belt force F_{1all} (N)						
Steel	1 150	1 725	2 760	5 635	11 155	16 790
Specific belt mass m_{sp} (kg/m)						
Steel	0,05	0,07	0,11	0,23	0,46	0,68

HTD 8M/DHTD 8M

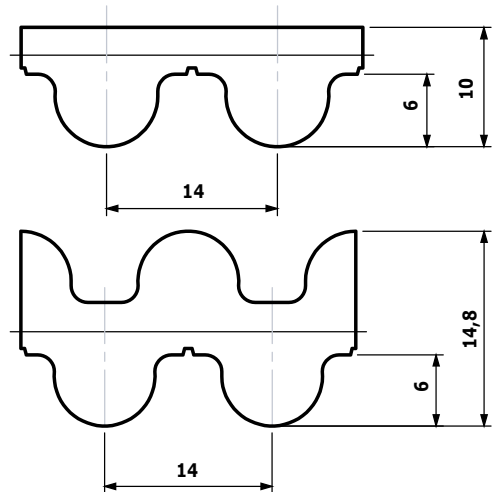
Pitch	8 mm
Standard color	White
Width tolerance up to 50 mm width > 50 mm width	± 0.75 mm ± 1.0 mm
Minimum number of pulley teeth z_{min}	18
Minimum pulley diameter	45,83 mm
Minimum back bend diameter	120 mm
Standard lengths	900-19536
Dual toothing	available from 1500 mm



Standard width (mm)	10	15	20	30	50	85	100	150
Allowable belt force F_{1all} (N)								
Steel	1 470	2 205	2 940	4 410	7 350	12 495	14 700	22 050
Specific belt mass m_{sp} (kg/m)								
Steel	0,07	0,10	0,13	0,20	0,33	0,56	0,66	1,00

HTD 14M/DHTD 14M

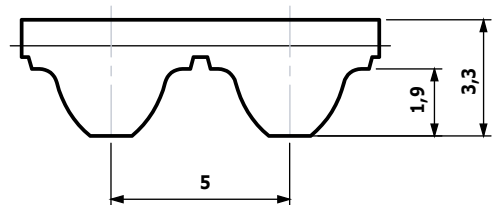
Pitch	14 mm
Standard color	White
Width tolerance up to 50 mm width > 50 mm width	± 1.0 mm ± 1.5 mm
Minimum number of pulley teeth z_{min}	28
Minimum pulley diameter	124.78 mm
Minimum back bend diameter	200 mm
Standard lengths	1500-19348



Standard width (mm)	40	55	85	115	150
Allowable belt force F_{1all} (N)					
Steel	9 120	12 480	19 680	26 400	34 560
Specific belt mass m_{sp} (kg/m)					
Steel	0,42	0,57	0,89	1,24	1,70

STD 5M

Pitch	5 mm
Standard color	White
Width tolerance	± 0.5 mm
Minimum number of pulley teeth z_{min}	16
Minimum pulley diameter	25,47 mm
Minimum back bend diameter	60 mm
Standard lengths	900 mm up to 19000 mm

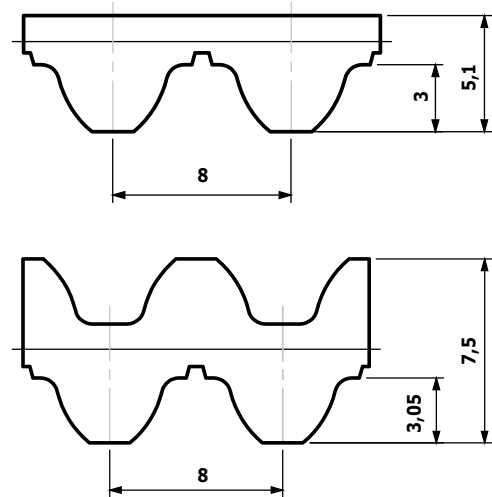


Standard width (mm)	10	15	25	50	100	150
Allowable belt force F_{1all} (N)						
Steel	1 150	1 725	2 760	5 635	11 155	16 790
Specific belt mass m_{sp} (kg/m)						
Steel	0,046	0,068	0,114	0,228	0,456	1,368

Chiorino-flex endless timing belts

STD 8M/DSTD 8M

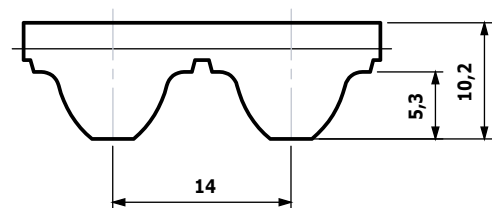
Pitch	8 mm
Standard color	White
Width Tolerance	± 0.5 mm
Minimum number of pulley teeth z_{min}	18
Minimum Pulley Diameter	45,83 mm
Minimum back bend diameter	120 mm
Standard Lengths	1500 mm up to 16536 mm



Standard width (mm)	10	15	20	30	50	85	100	150
Allowable belt force F_{1all} (N)								
Steel	1470	2205	2940	4410	7350	12495	14700	22050
Specific belt mass m_{sp} (kg/m)								
Steel	0,07	0,10	0,13	0,20	0,33	0,56	0,66	1,00

STD 14M

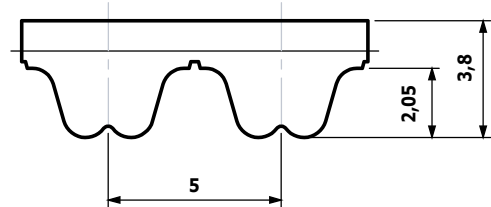
Pitch	14 mm
Standard color	White
Width Tolerance	± 0.5 mm
Minimum number of pulley teeth z_{min}	32
Minimum Pulley Diameter	142,59 mm
Minimum back bend diameter	250 mm
Standard Lengths	1500 mm up to 19000 mm



Standard width (mm)	40	55	85	100
Allowable belt force F_{1all} (N)				
Steel	13 600	17 850	28 050	33 150
Specific belt mass m_{sp} (kg/m)				
Steel	0,48	0,85	1,10	1,54

RTD 5M

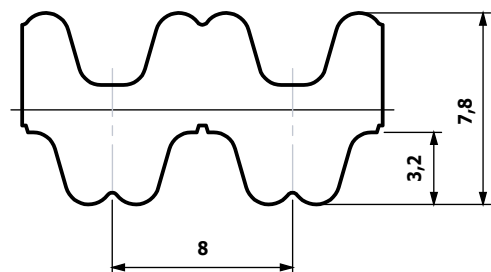
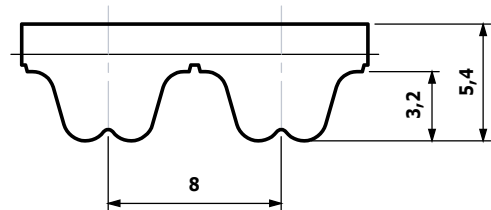
Pitch	5 mm
Standard color	White
Width Tolerance	± 0.5 mm
Minimum number of pulley teeth z_{min}	16
Minimum Pulley Diameter	25,46 mm
Minimum back bend diameter	60 mm
Standard Lengths	1 500 mm up to 15 725 mm



Standard width (mm)	10	15	25	50	100	150
Allowable belt force F_{1all} (N)						
Steel	1 150	1 725	2 760	5 635	11 155	16 790
Specific belt mass m_{sp} (kg/m)						
Steel	0,05	0,07	0,11	0,23	0,46	0,69

RTD 8M/DRTD 8M

Pitch	8 mm
Standard color	White
Width Tolerance	± 0.5 mm
Minimum number of pulley teeth z_{min}	18
Minimum Pulley Diameter	45,83 mm
Minimum back bend diameter	120 mm
Standard Lengths	900 mm up to 19536 mm
Dual toothing	available from 1500mm



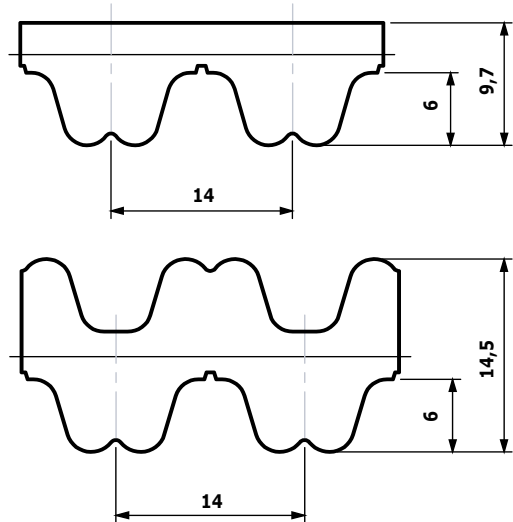
Standard width (mm)	10	15	20	30	50	85	100	150
Allowable belt force F_{1all} (N)								
Steel	1 470	2 205	2 940	4 410	7 350	12 495	14 700	22 050
Specific belt mass m_{sp} (kg/m)								
Steel	0,07	0,10	0,13	0,20	0,33	0,56	0,66	1,00

Chiorino-flex endless timing belts


68 Technical data

RTD 14M/DRTD 14M

Pitch	14 mm
Standard color	White
Width Tolerance	± 1.0 mm
Minimum number of pulley teeth z_{\min}	32
Minimum Pulley Diameter	142,59 mm
Minimum back bend diameter	200 mm
Standard Lengths	1500 mm up to 1992 mm



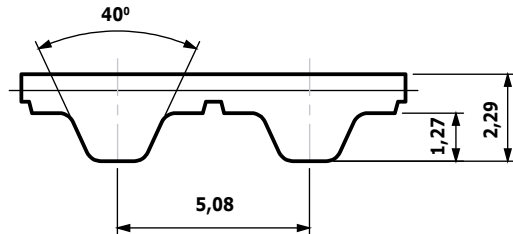
Standard width (mm)	40	55	85	115	150
Allowable belt force F_{1all} (N)					
Steel	13600	17850	28050	38250	49300
Specific belt mass m_{sp} (kg/m)					
Steel	0,48	0,63	1,0	1,40	1,85



RTD 14M profile

XL

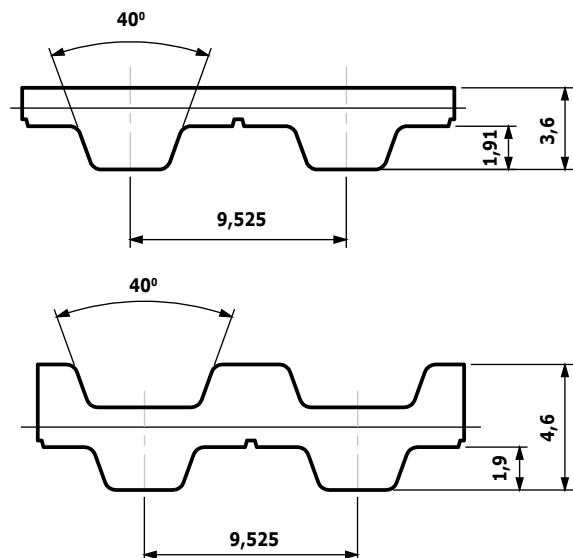
Pitch	0.200" / 5.08 mm
Standard color	White
Width Tolerance up to 2"	$\pm 0.020"$ / 0.51 mm
Width > 2" Width	$\pm 0.030"$ / 0.76 mm
Minimum number of pulley teeth z_{min}	10
Minimum pulley diameter	16,17 mm
Minimum back bend diameter	30 mm
Standard Lengths	900mm up to 8923 mm



Standard width (mm)	0,25 / 6,35	0,37 / 9,53	0,50 / 12,7	0,75 / 19,1	1,00 / 25,4	1,50 / 38,1	2,00 / 50,8	4,00 / 101,6
Allowable belt force F_{1all} (N)								
Steel	224	352	480	704	960	1440	1920	3840
Specific belt mass m_{sp} (kg/m)								
Steel	0,016	0,024	0,033	0,049	0,065	0,098	0,130	0,260

L

Pitch	0.375" / 9.525 mm
Standard color	White
Width Tolerance up to 2"	$\pm 0.020"$ / 0.51 mm
Width > 2" Width	$\pm 0.030"$ / 0.76 mm
Minimum number of pulley teeth z_{min}	15
Minimum Pulley Diameter	45,47 mm
Minimum back bend diameter	60 mm
Standard Lengths	900mm up to 19831 mm
Dual toothing	available from 1500 mm



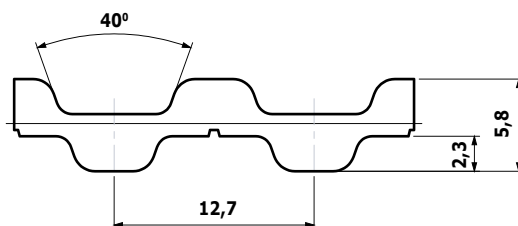
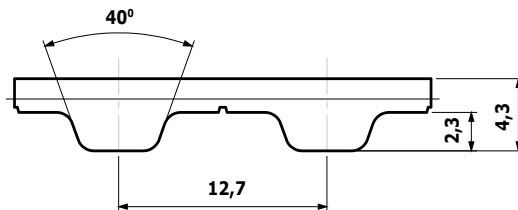
Standard width (mm)	0,50 / 12,7	0,75 / 19,1	1,00 / 25,4	1,50 / 38,1	2,00 / 50,8	3,00 / 76,2	4,00 / 101,6
Allowable belt force F_{1all} (N)							
Steel	1 380	2 185	2 875	4 255	5 635	8 510	11 385
Specific belt mass m_{sp} (kg/m)							
Steel	0,05	0,08	0,10	0,15	0,20	0,30	0,40

Chiorino-flex endless timing belts

70 Technical data

H

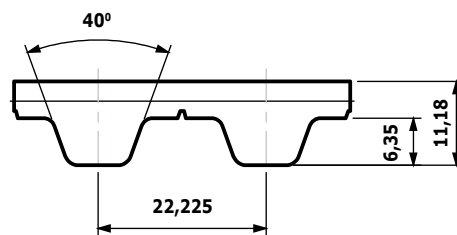
Pitch	0.500"
Standard color	White
Width Tolerance up to 2" Width >2" Width	$\pm 0.020"$ / 0.51 mm $\pm 0.030"$ / 0.76 mm
Minimum number of pulley teeth z_{min}	14
Minimum Pulley Diameter	56,60 mm
Minimum back bend diameter	80 mm
Standard Lengths	900 mm up to 19380 mm
Dual toothing	available from 1500 mm



Standard width (mm)	0,50 /12,7	0,75 /19,1	1,00 /25,4	1,50 /38,1	2,00 /50,8	3,00 /76,2	4,00 /101,6
Allowable belt force F_{1all} (N)							
Steel	1 380	2 185	2 875	4 255	5 635	8 510	11 385
Specific belt mass m_{sp} (kg/m)							
Steel	0,056	0,084	0,113	0,169	0,225	0,338	0,450

XH

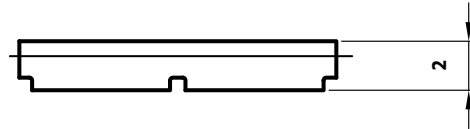
Pitch	0.875" / 22.225 mm
Standard color	White
Width Tolerance	$\pm 0.040"$ / 1 mm
Minimum number of pulley teeth z_{min}	18
Minimum Pulley Diameter	127,34 mm
Minimum back bend diameter	180 mm
Standard Lengths	1 500 mm up to 19574 mm



Standard width (mm)	1,00 /25,4	2,00 /50,8	3,00 /76,2	4,00 /101,6	6,00 /152,4
Allowable belt force F_{1all} (N)					
Steel	3 675	7 350	11 270	14 945	22 295
Specific belt mass m_{sp} (kg/m)					
Steel	0,27	0,53	0,80	1,06	1,59

F2

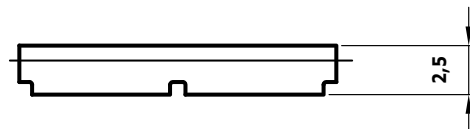
Pitch	
Standard color	White
Width Tolerance	± 0.5 mm
Minimum number of pulley teeth z_{min}	25
Minimum Pulley Diameter	50 mm
Minimum back bend diameter	100 mm
Standard Lengths	1500 mm up to 19 500 mm



Standard width (mm)	25	32	50	75	100
Allowable belt force F_{1all} (N)					
Steel	4 040	4 850	8 090	12 400	16 440
Specific belt mass m_{sp} (kg/m)					
Steel	0,07	0,1	0,16	0,24	0,3

F2,5

Pitch	
Standard color	White
Width Tolerance	± 0.8 mm
Minimum number of pulley teeth z_{min}	25
Minimum Pulley Diameter	80 mm
Minimum back bend diameter	150 mm
Standard Lengths	1500 mm up to 19 500 mm



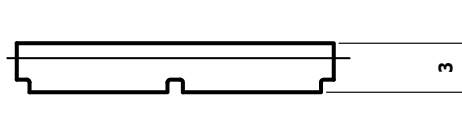
Standard width (mm)	20	25	50	75	100
Allowable belt force F_{1all} (N)					
Steel	4 800	5 760	11 520	17 280	23 040
Specific belt mass m_{sp} (kg/m)					
Steel	0,08	0,09	0,18	0,27	0,36

Chiorino-flex endless timing belts

72 Technical data

F3

Pitch	
Standard color	White
Width Tolerance	± 1.0 mm
Minimum number of pulley teeth z_{min}	25
Minimum Pulley Diameter	120 mm
Minimum back bend diameter	180 mm
Standard Lengths	1500 mm up to 19 500 mm



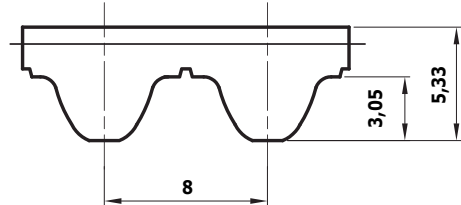
Standard width (mm)	25	30	60	100
Allowable belt force F_{1all} (N)				
Steel	9 350	11 220	22 440	37 400
Specific belt mass m_{sp} (kg/m)				
Steel	0,20	0,25	0,50	1,00



F3 - flat belt profile

Eagle 5M

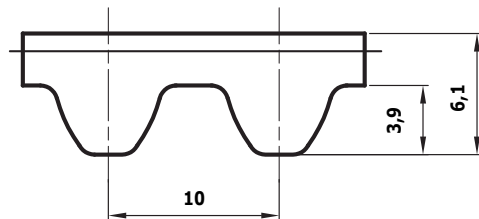
Pitch	8 mm
Standard color	White
Width Tolerance	± 0.8 mm
Minimum number of pulley teeth z_{min}	16
Minimum Pulley Diameter	25,47 mm
Minimum back bend diameter	60 mm
Standard Lengths	900 mm up to 2500 mm



Standard width (mm)	12,5	25
Allowable belt force F_{1all} (N)		
Steel	1380	2760
Specific belt mass m_{sp} (kg/m)		
Steel	0,06	0,12

Eagle 10M

Pitch	10 mm
Standard color	White
Width Tolerance	± 0.8 mm
Minimum number of pulley teeth z_{min}	25
Minimum Pulley Diameter	79,58 mm
Minimum back bend diameter	150 mm
Standard Lengths	900 mm up to 2500 mm



Standard width (mm)	25	32	50
Allowable belt force F_{1all} (N)			
Steel	5 810	7 920	12 140
Specific belt mass m_{sp} (kg/m)			
Steel	0,18	0,23	0,37

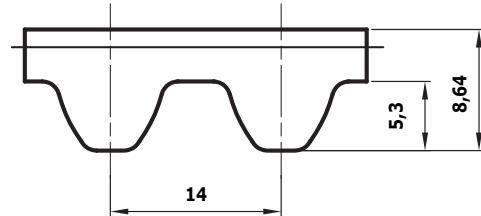
Chiorino-flex endless timing belts

74


Technical data

Eagle 14M

Pitch	14 mm
Standard color	White
Width Tolerance	$\pm 1,2$ mm
Minimum number of pulley teeth z_{min}	32
Minimum Pulley Diameter	142,59 mm
Minimum back bend diameter	200 mm
Standard Lengths	1800 mm up to 19000 mm



Standard width (mm)	35	52,5	70	105
Allowable belt force F_{1all} (N)				
Steel	13 090	18 700	26 180	39 270
Specific belt mass m_{sp} (kg/m)				
Steel	0,4	0,6	0,8	1,2

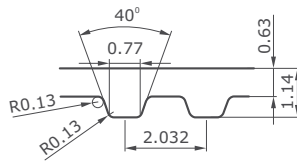


Eagle 14M

Chiorino rubber timing belts

Chiorino rubber timing belts are available in single or double sided teeth profile. They are characterized by a fiberglass reinforcement for minimal elongation and high flexibility. The chloroprene rubber wear and fabric tooth surface protection increases the service life of the timing belts.

MXL (Rubber)		
Type	Number of teeth z	Length [mm]
27 MXL	27	54,86
37 MXL	37	75,18
38 MXL	38	77,22
40 MXL	40	81,28
41 MXL	41	83,31
42 MXL	42	85,34
43 MXL	43	87,38
44 MXL	44	89,41
45 MXL	45	91,44
46 MXL	46	93,47
47 MXL	47	95,50
48 MXL	48	97,54
49 MXL	49	99,57
50 MXL	50	101,60
51 MXL	51	103,63
52 MXL	52	105,66
53 MXL	53	107,70
54 MXL	54	109,73
55 MXL	55	111,76
56 MXL	56	113,79
57 MXL	57	115,82
58 MXL	58	117,86
59 MXL	59	119,89
60 MXL	60	121,92
61 MXL	61	123,95
62 MXL	62	125,98
63 MXL	63	128,02
64 MXL	64	130,05
65 MXL	65	132,08
66 MXL	66	134,11
67 MXL	67	136,14
68 MXL	68	138,18
69 MXL	69	140,21
70 MXL	70	142,24
71 MXL	71	144,27
72 MXL	72	146,30
73 MXL	73	148,34
74 MXL	74	150,37



MXL (Rubber)		
Type	Number of teeth z	Length [mm]
75 MXL	75	152,40
76 MXL	76	154,43
77 MXL	77	156,46
78 MXL	78	158,50
79 MXL	79	160,53
80 MXL	80	162,56
81 MXL	81	164,59
82 MXL	82	166,62
83 MXL	83	168,66
84 MXL	84	170,69
85 MXL	85	172,72
86 MXL	86	174,75
87 MXL	87	176,78
88 MXL	88	178,82
89 MXL	89	180,85
90 MXL	90	182,88
91 MXL	91	184,91
92 MXL	92	186,94
93 MXL	93	188,98
94 MXL	94	191,01
95 MXL	95	193,04
96 MXL	96	195,07
97 MXL	97	197,10
98 MXL	98	199,14
99 MXL	99	201,17
100 MXL	100	203,20
101 MXL	101	205,23
102 MXL	102	207,26
103 MXL	103	209,30
104 MXL	104	211,33
105 MXL	105	213,36
106 MXL	106	215,39
107 MXL	107	217,42
108 MXL	108	219,46
109 MXL	109	221,49
110 MXL	110	223,52
111 MXL	111	225,55
112 MXL	112	227,58
113 MXL	113	229,62
114 MXL	114	231,65
115 MXL	115	233,68
116 MXL	116	235,71
118 MXL	118	239,78
119 MXL	119	241,81

MXL (Rubber)		
Type	Number of teeth z	Length [mm]
120 MXL	120	243,84
121 MXL	121	245,87
122 MXL	122	247,90
123 MXL	123	249,94
124 MXL	124	251,97
125 MXL	125	254,00
126 MXL	126	256,03
127 MXL	127	258,06
128 MXL	128	260,10
129 MXL	129	262,13
130 MXL	130	264,16
131 MXL	131	266,19
132 MXL	132	268,22
133 MXL	133	270,26
134 MXL	134	272,29
135 MXL	135	274,32
136 MXL	136	276,35
137 MXL	137	278,38
138 MXL	138	280,42
139 MXL	139	282,45
140 MXL	140	284,48
142 MXL	142	288,54
143 MXL	143	290,58
144 MXL	144	292,61
145 MXL	145	294,64
147 MXL	147	298,70
148 MXL	148	300,74
149 MXL	149	302,77
150 MXL	150	304,80
151 MXL	151	306,83
152 MXL	152	308,86
153 MXL	153	310,90
155 MXL	155	314,96
156 MXL	156	316,99
157 MXL	157	319,02
158 MXL	158	321,06
159 MXL	159	323,09
160 MXL	160	325,12
162 MXL	162	329,18
163 MXL	163	331,22
164 MXL	164	333,25
165 MXL	165	335,28
166 MXL	166	337,31
167 MXL	167	339,34

Chiorino rubber timing belts

76

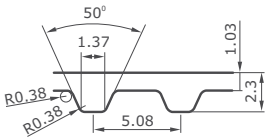
Product range

MXL (Rubber)		
Type	Number of teeth z	Length [mm]
168 MXL	168	341,38
170 MXL	170	345,44
171 MXL	171	347,47
173 MXL	173	351,54
174 MXL	174	353,57
175 MXL	175	355,60
177 MXL	177	359,66
180 MXL	180	365,76
183 MXL	183	371,86
184 MXL	184	373,89
186 MXL	186	377,95
187 MXL	187	379,98
188 MXL	188	382,02
190 MXL	190	386,08
192 MXL	192	390,14
194 MXL	194	394,21
195 MXL	195	396,24
198 MXL	198	402,34
200 MXL	200	406,40
202 MXL	202	410,46
203 MXL	203	412,50
205 MXL	205	416,56
206 MXL	206	418,59
207 MXL	207	420,62
208 MXL	208	422,66
210 MXL	210	426,72
212 MXL	212	430,78
215 MXL	215	436,88
216 MXL	216	438,91
220 MXL	220	447,04
221 MXL	221	449,07
222 MXL	222	451,10
225 MXL	225	457,20
226 MXL	226	459,23
227 MXL	227	461,26
228 MXL	228	463,30
229 MXL	229	465,33
230 MXL	230	467,36
232 MXL	232	471,42
235 MXL	235	477,52
236 MXL	236	479,55
237 MXL	237	481,58
238 MXL	238	483,62
239 MXL	239	485,65
240 MXL	240	487,68
243 MXL	243	493,78
245 MXL	245	497,84
248 MXL	248	503,94
249 MXL	249	505,97
250 MXL	250	508,00
251 MXL	251	510,03
255 MXL	255	518,16
256 MXL	256	520,19
260 MXL	260	528,32

MXL (Rubber)		
Type	Number of teeth z	Length [mm]
263 MXL	263	534,42
265 MXL	265	538,48
270 MXL	270	548,64
275 MXL	275	558,80
276 MXL	276	560,83
280 MXL	280	568,96
283 MXL	283	575,06
285 MXL	285	579,12
290 MXL	290	589,28
292 MXL	292	593,34
295 MXL	295	599,44
297 MXL	297	603,50
298 MXL	298	605,54
300 MXL	300	609,60
305 MXL	305	619,76
309 MXL	309	627,89
310 MXL	310	629,92
312 MXL	312	633,98
315 MXL	315	640,08
320 MXL	320	650,24
322 MXL	322	654,30
323 MXL	323	656,34
324 MXL	324	658,37
325 MXL	325	660,40
328 MXL	328	666,50
330 MXL	330	670,56
334 MXL	334	678,69
336 MXL	336	682,75
340 MXL	340	690,88
344 MXL	344	699,01
347 MXL	347	705,10
350 MXL	350	711,20
353 MXL	353	717,30
356 MXL	356	723,39
358 MXL	358	727,46
360 MXL	360	731,52
363 MXL	363	737,62
365 MXL	365	741,68
371 MXL	371	753,87
372 MXL	372	755,90
378 MXL	378	768,10
380 MXL	380	772,16
388 MXL	388	788,42
390 MXL	390	792,48
397 MXL	397	806,70
400 MXL	400	812,80
405 MXL	405	822,96
408 MXL	408	829,06
412 MXL	412	837,18
418 MXL	418	849,38
424 MXL	424	861,57
427 MXL	427	867,66
434 MXL	434	881,89
453 MXL	453	920,50

MXL (Rubber)		
Type	Number of teeth z	Length [mm]
460 MXL	460	934,72
463 MXL	463	940,82
464 MXL	464	942,85
468 MXL	468	950,98
472 MXL	472	959,10
475 MXL	475	965,20
478 MXL	478	971,30
482 MXL	482	979,42
487 MXL	487	989,58
498 MXL	498	1011,94
505 MXL	505	1026,16
508 MXL	508	1032,26
516 MXL	516	1048,51
522 MXL	522	1060,70
531 MXL	531	1078,99
540 MXL	540	1097,28
541 MXL	541	1099,31
544 MXL	544	1105,41
546 MXL	546	1109,47
549 MXL	549	1115,57
550 MXL	550	1117,60
556 MXL	556	1129,79
557 MXL	557	1131,82
568 MXL	568	1154,18
570 MXL	570	1158,24
578 MXL	578	1174,50
580 MXL	580	1178,56
583 MXL	583	1184,66
592 MXL	592	1202,94
612 MXL	612	1243,58
648 MXL	648	1316,74
652 MXL	652	1324,86
665 MXL	665	1351,28
680 MXL	680	1381,76
697 MXL	697	1416,30
705 MXL	705	1432,56
726 MXL	726	1475,23
762 MXL	762	1548,38
776 MXL	776	1576,83
800 MXL	800	1625,60
805 MXL	805	1635,76
906 MXL	906	1840,99
930 MXL	930	1889,76
1076 MXL	1076	2186,43
1078 MXL	1078	2190,50
1166 MXL	1166	2369,31
1380 MXL	1380	2804,16
1392 MXL	1392	2828,54
1778 MXL	1778	3612,90
1806 MXL	1806	3669,79
2044 MXL	2044	4153,41

XL (Rubber)



Type	Number of teeth z	Length [mm]
46 XL	23	116,84
48 XL	24	121,92
50 XL	25	127,00
54 XL	27	137,16
56 XL	28	142,24
60 XL	30	152,40
64 XL	32	162,56
66 XL	33	167,64
68 XL	34	172,72
70 XL	35	177,80
72 XL	36	182,88
74 XL	37	187,96
76 XL	38	193,04
78 XL	39	198,12
80 XL	40	203,20
82 XL	41	208,28
84 XL	42	213,36
86 XL	43	218,44
88 XL	44	223,52
90 XL	45	228,60
92 XL	46	233,68
94 XL	47	238,76
96 XL	48	243,84
98 XL	49	248,92
100 XL	50	254,00
102 XL	51	259,08
104 XL	52	264,16
106 XL	53	269,24
108 XL	54	274,32
110 XL	55	279,40
112 XL	56	284,48
114 XL	57	289,56
116 XL	58	294,64
118 XL	59	299,72
120 XL	60	304,80
122 XL	61	309,88
124 XL	62	314,96
126 XL	63	320,04
128 XL	64	325,12
130 XL	65	330,20
132 XL	66	335,28
134 XL	67	340,36
136 XL	68	345,44
138 XL	69	350,52
140 XL	70	355,60
142 XL	71	360,68

XL (Rubber)

Type	Number of teeth z	Length [mm]
144 XL	72	365,76
146 XL	73	370,84
148 XL	74	375,92
150 XL	75	381,00
152 XL	76	386,08
154 XL	77	391,16
156 XL	78	396,24
158 XL	79	401,32
160 XL	80	406,40
162 XL	81	411,48
164 XL	82	416,56
166 XL	83	421,64
168 XL	84	426,72
170 XL	85	431,80
172 XL	86	436,88
174 XL	87	441,96
176 XL	88	447,04
178 XL	89	452,12
180 XL	90	457,20
182 XL	91	462,28
184 XL	92	467,36
186 XL	93	472,44
188 XL	94	477,52
190 XL	95	482,60
192 XL	96	487,68
194 XL	97	492,76
196 XL	98	497,84
198 XL	99	502,92
200 XL	100	508,00
202 XL	101	513,08
204 XL	102	518,16
206 XL	103	523,24
208 XL	104	528,32
210 XL	105	533,40
212 XL	106	538,48
214 XL	107	543,56
216 XL	108	548,64
218 XL	109	553,72
220 XL	110	558,80
222 XL	111	563,88
224 XL	112	568,96
228 XL	114	579,12
230 XL	115	584,20
234 XL	117	594,36
238 XL	119	604,52
240 XL	120	609,60
244 XL	122	619,76
248 XL	124	629,92
250 XL	125	635,00
252 XL	126	640,08
254 XL	127	645,16
256 XL	128	650,24

XL (Rubber)

Type	Number of teeth z	Length [mm]
260 XL	130	660,40
262 XL	131	665,48
268 XL	134	680,72
270 XL	135	685,80
274 XL	137	695,96
276 XL	138	701,04
278 XL	139	706,12
280 XL	140	711,20
282 XL	141	716,28
286 XL	143	726,44
288 XL	144	731,52
290 XL	145	736,60
296 XL	148	751,84
300 XL	150	762,00
304 XL	152	772,16
306 XL	153	777,24
310 XL	155	787,40
312 XL	156	792,48
314 XL	157	797,56
316 XL	158	802,64
320 XL	160	812,80
322 XL	161	817,88
326 XL	163	828,04
330 XL	165	838,20
340 XL	170	863,60
344 XL	172	873,76
348 XL	174	883,92
350 XL	175	889,00
352 XL	176	894,08
356 XL	178	904,24
360 XL	180	914,40
362 XL	181	919,48
364 XL	182	924,56
370 XL	185	939,80
372 XL	186	944,88
376 XL	188	955,04
380 XL	190	965,20
384 XL	192	975,36
388 XL	194	985,52
390 XL	195	990,60
392 XL	196	995,68
396 XL	198	1005,84
400 XL	200	1016,00
412 XL	206	1046,48
414 XL	207	1051,56
420 XL	210	1066,80
424 XL	212	1076,96
430 XL	215	1092,20
432 XL	216	1097,28
440 XL	220	1117,60
450 XL	225	1143,00
460 XL	230	1168,40

XL (Rubber)

Type	Number of teeth z	Length [mm]
464 XL	232	1178,56
478 XL	239	1214,12
480 XL	240	1219,20
490 XL	245	1244,60
492 XL	246	1249,68
500 XL	250	1270,00
514 XL	257	1305,56
522 XL	261	1325,88
532 XL	266	1351,28
540 XL	270	1371,60
552 XL	276	1402,08
564 XL	282	1432,56
566 XL	283	1437,64
572 XL	286	1452,88
574 XL	287	1457,96
576 XL	288	1463,04
580 XL	290	1473,20
592 XL	296	1503,68
600 XL	300	1524,00
612 XL	306	1554,48
616 XL	308	1564,64
630 XL	315	1600,20
660 XL	330	1676,40
670 XL	335	1701,80
700 XL	350	1778,00
720 XL	360	1828,80
728 XL	364	1849,12
748 XL	374	1899,92
754 XL	377	1915,16
770 XL	385	1955,80
792 XL	396	2011,68
828 XL	414	2103,12
840 XL	420	2133,60
860 XL	430	2184,40
926 XL	463	2352,04
950 XL	475	2413,00
952 XL	476	2418,08
964 XL	482	2448,56
1014 XL	507	2575,56
1032 XL	516	2621,28
1066 XL	533	2707,64
1280 XL	640	3251,20
1300 XL	650	3302,00
1552 XL	776	3942,08

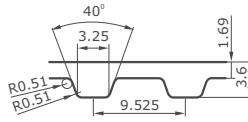
Started from 150XL it is possible to supply as double sided belts. Please ask about MOQ.

Chiorino rubber timing belts

78

Product range

L (Rubber)



Type	Number of teeth z	Length [mm]
98L	26	247,65
109L	29	276,23
112L	30	285,75
124L	33	314,33
131L	35	333,38
135L	36	342,90
143L	38	361,95
150L	40	381,00
154L	41	390,53
157L	42	400,05
160L	43	409,58
165L	44	419,10
169L	45	428,63
173L	46	438,15
178L	47	447,68
180L	48	457,20
185 L	49	466,73
187L	50	476,25
191L	51	485,78
195L	52	495,30
200L	53	504,83
203L	54	514,35
206L	55	523,87
210L	56	533,40
214L	57	542,93
217L	58	552,45
220L	59	561,98
225L	60	571,50
232L	62	590,55
236L	63	600,08
240L	64	609,60
244L	65	619,13
248L	66	628,65
251L	67	638,18
255L	68	647,70
259L	69	657,22
263L	70	666,75
265L	71	676,28
270L	72	685,80
275L	73	695,33
277L	74	704,85
280L	75	714,38
285L	76	723,90
292L	78	742,95
300L	80	762,00
304L	81	771,53
310L	83	790,58
315L	84	800,10

L (Rubber)

Type	Number of teeth z	Length [mm]
320L	85	809,63
322L	86	819,15
330L	88	838,20
334L	89	847,73
337L	90	857,25
341L	91	866,78
345L	92	876,30
352L	94	895,35
360L	96	914,40
367L	98	933,45
371L	99	942,97
375L	100	952,50
378L	101	960,12
382L	102	971,55
387L	103	982,98
390L	104	990,60
394L	105	1 000,13
398L	106	1 009,65
405L	108	1 028,70
412L	110	1 047,75
420L	112	1 066,80
427L	114	1 085,85
435L	116	1 104,90
439L	117	1 114,43
450L	120	1 143,00
453L	121	1 152,53
457L	122	1 162,05
461L	123	1 171,58
465L	124	1 181,10
472L	126	1 200,15
480L	128	1 219,20
495L	132	1 257,30
500L	133	1 266,83
510L	136	1 295,40
514L	137	1 304,93
525L	140	1 333,50

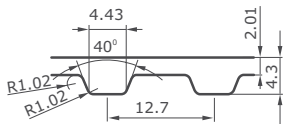
L (Rubber)

Type	Number of teeth z	Length [mm]
540L	144	1 371,60
548L	146	1 390,65
550L	147	1400,17
555L	148	1409,70
570L	152	1 447,80
581L	155	1 476,38
600L	160	1 524,00
630L	168	1 600,20
653L	174	1 657,35
660L	176	1 676,40
675L	180	1 714,50
694L	185	1 762,13
697L	186	1 771,65
700L	187	1 781,18
728L	194	1 847,85
731L	195	1 857,38
739L	197	1 876,43
750L	200	1 905,00
765L	204	1 943,10
780L	208	1981,20
788L	210	2000,25
795L	212	2019,30
817L	218	2 076,45
866L	231	2200,27
870L	232	2209,80
900L	240	2 286,00
915L	244	2324,10
934L	249	2371,73
982L	262	2494,28
1275L	340	3238,50
2093L	558	5314,95

Started from 160L it is possible to supply as double sided belts. Please ask about MOQ.



H (Rubber)



Type	Number of teeth z	Length [mm]
160 H	32	406,40
185 H	37	469,90
200 H	40	508,00
205 H	41	520,70
210 H	42	533,40
215 H	43	546,10
220 H	44	558,80
225 H	45	571,50
230 H	46	584,20
235 H	47	596,90
240 H	48	609,60
245 H	49	622,30
250 H	50	635,00
255 H	51	647,70
260 H	52	660,40
265 H	53	673,10
270 H	54	685,80
275 H	55	698,50
280 H	56	711,20
285 H	57	723,90
290 H	58	736,60
300 H	60	762,00
305 H	61	774,70
310 H	62	787,40
315 H	63	800,10
320 H	64	812,80
330 H	66	838,20
335 H	67	850,90
340 H	68	863,60
345 H	69	876,30
350 H	70	889,00
355 H	71	901,70
360 H	72	914,40
365 H	73	927,10
370 H	74	939,80
375 H	75	952,50
380 H	76	965,20
385 H	77	977,90
390 H	78	990,60
395 H	79	1003,30
400 H	80	1016,00
405 H	81	1028,70
410 H	82	1041,40
415 H	83	1054,10
420 H	84	1066,80
425 H	85	1079,50
430 H	86	1092,20

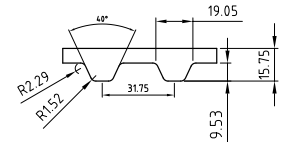
H (Rubber)

Type	Number of teeth z	Length [mm]
440 H	88	1117,60
445 H	89	1130,30
450 H	90	1143,00
455 H	91	1155,70
460 H	92	1168,40
465 H	93	1181,10
470 H	94	1193,80
475 H	95	1206,50
480 H	96	1219,20
485 H	97	1231,90
490 H	98	1244,60
500 H	100	1270,00
510 H	102	1295,40
515 H	103	1308,10
520 H	104	1320,80
525 H	105	1333,50
530 H	106	1346,20
535 H	107	1358,90
540 H	108	1371,60
550 H	110	1397,00
560 H	112	1422,40
570 H	114	1447,80
575 H	115	1460,50
580 H	116	1473,20
585 H	117	1485,90
590 H	118	1498,60
600 H	120	1524,00
605 H	121	1536,70
610 H	122	1549,40
615 H	123	1562,10
625 H	125	1587,50
630 H	126	1600,20
640 H	128	1625,60
645 H	129	1638,30
650 H	130	1651,00
660 H	132	1676,40
670 H	134	1701,80
680 H	136	1727,20
700 H	140	1778,00
710 H	142	1803,40
720 H	144	1828,80
725 H	145	1841,50
730 H	146	1854,20
740 H	148	1879,60
750 H	150	1905,00
770 H	154	1955,80
780 H	156	1981,20
785 H	157	1993,90
800 H	160	2032,00
810 H	162	2057,40
820 H	164	2082,80
830 H	166	2108,20
840 H	168	2133,60

H (Rubber)

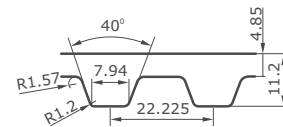
Type	Number of teeth z	Length [mm]
850 H	170	2159,00
860 H	172	2184,40
880 H	176	2235,20
900 H	180	2286,00
950 H	190	2413,00
960 H	192	2438,40
980 H	196	2489,20
985 H	197	2501,50
1000 H	200	2540,00
1020 H	204	2590,80
1050 H	210	2667,00
1070 H	214	2717,80
1100 H	220	2794,00
1120 H	224	2844,80
1140 H	228	2895,60
1150 H	230	2921,00
1160 H	232	2946,40
1170 H	234	2971,80
1175 H	235	2984,50
1180 H	236	2997,20
1200 H	240	3048,00
1250 H	250	3175,00
1285 H	257	3263,90
1325 H	265	3365,50
1350 H	270	3429,00
1360 H	272	3454,40
1375 H	275	3492,50
1390 H	278	3530,60
1400 H	280	3556,00
1450 H	290	3683,00
1540 H	308	3911,60
1600 H	320	4064,00
1630 H	326	4140,20
1680 H	336	4267,20
1700 H	340	4318,00
1800 H	360	4572,00
2000 H	400	5080,00
2010 H	402	5105,40
2100 H	420	5334,00

XXH (Rubber)



Type	Number of teeth z	Length [mm]
700 XXH	56	1778,00
800 XXH	64	2032,00
900 XXH	72	2286,00
950 XXH	76	2413,00
1000 XXH	80	2540,00
1200 XXH	96	3048,00
1400 XXH	112	3556,00

XH (Rubber)



Type	Number of teeth z	Length [mm]
420 XH	48	1066,80
507 XH	58	1287,78
560 XH	64	1422,40
570 XH	65	1447,80
630 XH	72	1600,20
700 XH	80	1778,00
726 XH	83	1844,04
735 XH	84	1866,90
753 XH	86	1910,08
761 XH	87	1932,94
770 XH	88	1955,80
796 XH	91	2021,84
840 XH	96	2133,60
927 XH	106	2354,58
980 XH	112	2489,20
1120 XH	128	2844,80
1260 XH	144	3200,40
1400 XH	160	3556,00
1540 XH	176	3911,60
1750 XH	200	4445,00

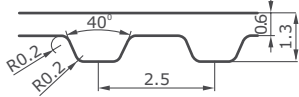
Type H available also as double sided belts. Please ask about MOQ.

Chiorino rubber timing belts

80

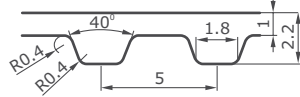
Product range

T2,5 (Rubber)



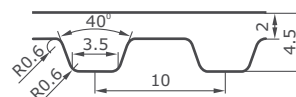
Number of teeth z	Length [mm]
49	122,5
58	145
60	150
62	155
63	157,5
64	160
65	162,5
67	167,5
68	170
69	172,5
71	177,5
74	185
78	195
85	212,5
87	217,5
90	225
92	230
96	240
97	242,5
98	245
106	265
116	290
132	330
152	380
260	650
332	830
428	1070
800	2000

T5 (Rubber)



Number of teeth z	Length [mm]
37	185
38	190
40	200
42	210
43	215
48	240
49	245
50	250
51	255
54	270
55	275
56	280
59	295
60	300
61	305
62	310
65	325
66	330
70	350
71	355
74	370
75	375
78	390
82	410
84	420
85	425
90	450
91	455
100	500
102	510
105	525
108	540
110	550
112	560
122	610
132	660
145	725
150	750
156	780
160	800
162	810
168	840
172	860
180	900
198	990
209	1045
215	1075
220	1100
230	1150
243	1215
276	1380

T10 (Rubber)



Number of teeth z	Length [mm]
34	340
36	360
38	380
40	400
44	440
45	450
48	480
49	490
50	500
51	510
53	530
56	560
59	590
60	600
61	610
63	630
66	660
70	700
72	720
73	730
75	750
78	780
80	800
81	810
84	840
88	880
91	910
92	920
98	980
100	1000

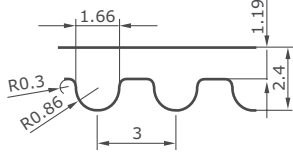
T10 (Rubber)

Number of teeth z	Length [mm]
101	1010
108	1080
110	1100
111	1110
115	1150
121	1210
125	1250
128	1280
130	1300
132	1320
135	1350
139	1390
142	1420
146	1460
149	1490
154	1540
156	1560
160	1600
161	1610
163	1630
164	1640
175	1750
178	1780
180	1800
188	1880
196	1960
225	2250

T5 available as double sided belts from length 355 mm.
T10 available as double sided belts from length 440 mm.
Please ask about MOQ.



HTD 3M (Rubber)



Number of teeth z	Length [mm]
27	81
30	90
32	96
33	99
35	105
36	108
37	111
38	114
39	117
40	120
41	123
42	126
43	129
44	132
45	135
46	138
47	141
48	144
49	147
50	150
51	153
52	156
53	159
54	162
55	165
56	168
57	171
58	174
59	177
60	180
61	183
62	186
63	189
64	192
65	195
66	198
67	201
68	204
69	207
70	210
71	213
72	216
73	219
74	222
75	225
76	228
77	231
78	234
79	237
80	240
81	243
82	246
83	249
84	252
85	255
86	258
87	261
88	264

HTD 3M (Rubber)

Number of teeth z	Length [mm]
89	267
90	270
91	273
92	276
93	279
94	282
95	285
96	288
97	291
98	294
99	297
100	300
101	303
102	306
103	309
104	312
105	315
106	318
107	321
108	324
109	327
110	330
111	333
112	336
113	339
114	342
115	345
116	348
117	351
118	354
119	357
120	360
121	363
122	366
123	369
124	372
125	375
126	378
127	381
128	384
129	387
130	390
131	393
132	396
133	399
134	402
135	405
136	408
137	411
138	414
139	417
140	420
141	423
142	426
143	429
144	432
145	435
146	438
147	441
148	444
149	447
150	450
151	453
152	456

HTD 3M (Rubber)

Number of teeth z	Length [mm]
153	459
154	462
155	465
156	468
157	471
158	474
159	477
160	480
161	483
162	486
163	489
164	492
165	495
166	498
167	501
168	504
169	507
170	510
171	513
172	516
173	519
174	522
175	525
176	528
177	531
178	534
179	537
180	540
181	543
182	546
183	549
184	552
185	555
186	558
187	561
188	564
189	567
190	570
191	573
192	576
193	579
194	582
195	585
196	588
197	591
198	594
199	597
200	600
201	603
202	606
203	609
204	612
207	621
208	624
209	627
210	630
211	633
212	636
213	639
215	645
216	648
219	657
220	660
221	663

HTD 3M (Rubber)

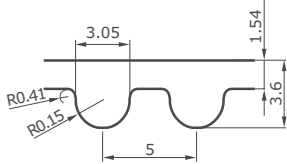
Number of teeth z	Length [mm]
223	669
224	672
225	675
228	684
229	687
232	696
233	699
236	708
237	711
239	717
240	720
244	732
245	735
246	738
251	753
252	756
255	765
256	768
263	789
267	801
268	804
270	810
271	813
274	822
276	828
280	840
281	843
283	849
284	852
286	858
294	882
295	885
300	900
303	909
304	912
307	921
312	936
320	960
322	966
335	1005
338	1014
350	1050
354	1062
357	1071
375	1125
392	1176
415	1245
421	1263
430	1290
448	1344
488	1464
510	1530
523	1569
560	1680
600	1800
621	1863
651	1953
700	2100
796	2388
1100	3300

Chiorino rubber timing belts

82

Product range

HTD 5M (Rubber)



Number of teeth z	Length [mm]
24	120
30	150
35	175
36	180
37	185
39	195
42	210
43	215
44	220
45	225
46	230
47	235
48	240
49	245
50	250
51	255
52	260
53	265
54	270
55	275
56	280
57	285
58	290
59	295
60	300
61	305
62	310
63	315
64	320
65	325
66	330
67	335
68	340
69	345
70	350
71	355
72	360
73	365
74	370
75	375
76	380
77	385
78	390
80	400
81	405
82	410
83	415
84	420
85	425
86	430
87	435
88	440

HTD 5M (Rubber)

Number of teeth z	Length [mm]
90	450
91	455
92	460
93	465
94	470
95	475
96	480
97	485
98	490
99	495
100	500
102	510
103	515
104	520
105	525
106	530
107	535
108	540
109	545
110	550
112	560
113	565
114	570
115	575
116	580
117	585
118	590
119	595
120	600
122	610
123	615
124	620
125	625
126	630
127	635
128	640
129	645
130	650
131	655
132	660
133	665
134	670
135	675
136	680
138	690
139	695
140	700
141	705
142	710
144	720
145	725
146	730
148	740
149	745
150	750
151	755
153	765
154	770

HTD 5M (Rubber)

Number of teeth z	Length [mm]
155	775
156	780
157	785
158	790
160	800
162	810
163	815
164	820
165	825
166	830
167	835
168	840
169	845
170	850
172	860
174	870
176	880
178	890
180	900
184	920
185	925
186	930
187	935
188	940
189	945
190	950
192	960
193	965
195	975
196	980
200	1000
205	1025
207	1035
210	1050
216	1080
220	1100
223	1115
225	1125
227	1135
229	1145
230	1150
235	1175
239	1195
240	1200
245	1225
247	1235
250	1250
254	1270
255	1275
260	1300
270	1350
280	1400
284	1420
298	1490
300	1500
306	1530
308	1540
315	1575

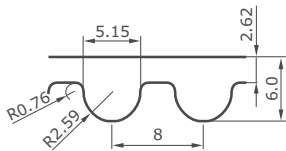
HTD 5M (Rubber)

Number of teeth z	Length [mm]
318	1590
319	1595
323	1615
337	1685
338	1690
340	1700
346	1730
352	1760
358	1790
360	1800
370	1850
374	1870
379	1895
380	1900
383	1915
388	1940
389	1945
400	2000
410	2050
412	2060
420	2100
450	2250
470	2350
505	2525
582	2910
640	3200
760	3800
1060	5300

Started from length 350 mm available as double sided belts. Please ask about MOQ.



HTD 8M (Rubber)



Number of teeth z	Length [mm]
23	184
31	248
40	320
41	328
43	344
44	352
45	360
46	368
47	376
48	384
50	400
51	408
52	416
53	424
54	432
55	440
56	448
57	456
60	480
62	496
64	512
65	520
66	528
67	536
68	544
70	560
71	568
72	576
73	584
75	600
76	608
77	616
78	624
79	632
80	640
81	648
82	656
83	664
84	672
85	680
86	688
87	696
89	712
90	720
91	728
92	736
93	744
94	752
95	760
96	768
97	776
98	784
99	792
100	800

HTD 8M (Rubber)

Number of teeth z	Length [mm]
101	808
102	816
103	824
104	832
105	840
106	848
107	856
108	864
109	872
110	880
111	888
112	896
113	904
114	912
115	920
116	928
117	936
118	944
119	952
120	960
121	968
122	976
123	984
125	1000
126	1008
127	1016
128	1024
129	1032
130	1040
131	1048
132	1056
133	1064
134	1072
135	1080
136	1088
137	1096
138	1104
139	1112
140	1120
141	1128
142	1136
143	1144
144	1152
145	1160
146	1168
147	1176
148	1184
149	1192
150	1200
152	1216
153	1224
154	1232
155	1240
156	1248
157	1256
158	1264
159	1272
160	1280
162	1296
163	1304

HTD 8M (Rubber)

Number of teeth z	Length [mm]
164	1312
165	1320
166	1328
167	1336
168	1344
169	1352
170	1360
172	1376
173	1384
174	1392
175	1400
176	1408
177	1416
178	1424
179	1432
180	1440
182	1456
183	1464
185	1480
187	1496
188	1504
189	1512
190	1520
192	1536
193	1544
194	1552
195	1560
197	1576
198	1584
200	1600
201	1608
203	1624
204	1632
205	1640
206	1648
210	1680
212	1696
213	1704
215	1720
216	1728
218	1744
220	1760
222	1776
223	1784
224	1792
225	1800
226	1808
228	1824
230	1840
232	1856
233	1864
235	1880
236	1888
237	1896
238	1904
239	1912
240	1920
242	1936
243	1944
244	1952

HTD 8M (Rubber)

Number of teeth z	Length [mm]
245	1960
248	1984
250	2000
254	2032
255	2040
257	2056
260	2080
263	2104
265	2120
270	2160
273	2184
275	2200
278	2224
280	2240
281	2248
282	2256
284	2272
285	2280
288	2304
289	2312
290	2320
294	2352
295	2360
300	2400
304	2432
305	2440
310	2480
312	2496
313	2504
315	2520
317	2536
325	2600
330	2640
336	2688
344	2752
350	2800
354	2832
360	2880
365	2920
381	3048
385	3080
390	3120
400	3200
410	3280
420	3360
425	3400
450	3600
476	3808
478	3824
550	4400
612	4896

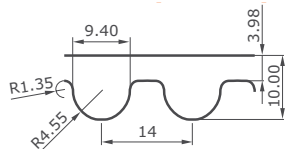
Started from length 350 mm available as double sided belts. Please ask about MOQ.

Chiorino rubber timing belts

84

Product range

HTD 14M (Rubber)



Number of teeth z	Length [mm]
59	826
60	840
64	896
66	924
69	966
72	1008
74	1036
75	1050
76	1064
78	1092
80	1120
82	1148
84	1176
85	1190
88	1232
89	1246
90	1260
92	1288
94	1316
96	1344
97	1358
100	1400
101	1414
102	1428
103	1442
104	1456
105	1470
106	1484
108	1512
110	1540
112	1568
115	1610
117	1638
118	1652
119	1666
120	1680
124	1736
125	1750
126	1764
127	1778

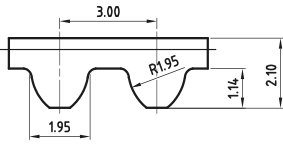
HTD 14M (Rubber)

Number of teeth z	Length [mm]
128	1792
129	1806
130	1820
132	1848
133	1862
135	1890
136	1904
138	1932
139	1946
140	1960
143	2002
146	2044
148	2072
150	2100
154	2156
155	2170
158	2212
160	2240
165	2310
170	2380
175	2450
185	2590
186	2604
190	2660
197	2758
200	2800
208	2912
210	2940
225	3150
240	3360
244	3416
250	3500
275	3850
286	4004
309	4326
327	4578
340	4760
354	4956
380	5320

Started from length 966 mm available as double sided belts. Please ask about MOQ.



STD 3M (Rubber)



Number of teeth z	Length [mm]
38	114
40	120
41	123
42	126
43	129
45	135
46	138
47	141
48	144
49	147
50	150
53	159
54	162
55	165
56	168
57	171
58	174
59	177
60	180
61	183
62	186
63	189
64	192
65	195
66	198
67	201
68	204
69	207
70	210
72	216
73	219
74	222
75	225
77	231
78	234
79	237
80	240
81	243
82	246
84	252
85	255
86	258
87	261
88	264
89	267
90	270

STD 3M (Rubber)

Number of teeth z	Length [mm]
91	273
92	276
94	282
95	285
96	288
97	291
98	294
99	297
100	300
101	303
103	309
104	312
105	315
106	318
107	321
108	324
109	327
110	330
111	333
112	336
113	339
115	345
116	348
117	351
118	354
119	357
121	363
122	366
125	375
128	384
130	390
131	393
132	396
133	399
135	405
139	417
140	420
141	423
142	426
144	432
145	435
148	444
149	447
151	453
152	456
154	462
155	465
156	468
157	471
158	474
159	477
160	480

STD 3M (Rubber)

Number of teeth z	Length [mm]
161	483
162	486
163	489
165	495
166	498
167	501
169	507
170	510
171	513
172	516
173	519
174	522
175	525
176	528
178	534
179	537
180	540
182	546
183	549
184	552
185	555
186	558
187	561
188	564
190	570
191	573
193	579
194	582
195	585
196	588
197	591
198	594
199	597
200	600
201	603
202	606
203	609
207	621
211	633
212	636
215	645
219	657

STD 3M (Rubber)

Number of teeth z	Length [mm]
220	660
222	666
230	690
235	705
237	711
238	714
246	738
250	750
251	753
255	765
260	780
268	804
273	819
276	828
294	882
396	1188
407	1221
409	1227
418	1254
433	1299
467	1401
524	1572
532	1596
600	1800
705	2115
757	2271
1000	3000

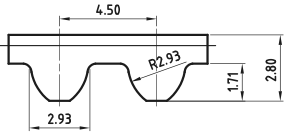


Chiorino rubber timing belts

86

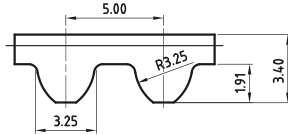
Product range

STD 4,5M (Rubber)



Number of teeth z	Length [mm]
30	135
36	162
40	180
47	211.5
48	216
50	225
52	234
53	239
56	252
63	284
66	297
68	306
70	315
74	333
75	337.5
76	342
77	346.5
78	351
80	360
82	369
88	396
100	450
111	500
112	504
122	550
126	567
140	630
145	653
158	711
164	738
178	801
192	864
201	905
207	931
211	950
229	1030.5

STD 5M (Rubber)



Number of teeth z	Length [mm]
40	200
44	220
45	225
46	230
51	255
52	260
53	265
54	270
57	285
59	295
60	300
64	320
65	325
66	330
68	340
70	350
73	365
74	370
75	375
76	380
77	385
78	390
80	400
82	410
83	415
84	420
85	425
86	430
87	435
89	445
90	450
91	455
95	475
98	490
100	500
102	510

STD 5M (Rubber)

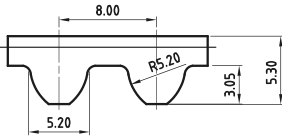
Number of teeth z	Length [mm]
104	520
105	525
107	535
108	540
110	550
112	560
113	565
115	575
118	590
119	595
120	600
122	610
123	615
125	625
127	635
128	640
129	645
130	650
131	655
133	665
134	670
135	675
140	700
142	710
145	725
148	740
150	750
153	765
154	770
156	780
160	800
162	810
163	815
166	830
170	850
174	870
178	890
180	900
185	925
186	930

STD 5M (Rubber)

Number of teeth z	Length [mm]
187	935
190	950
200	1000
210	1050
211	1055
220	1100
223	1115
225	1125
227	1135
229	1145
230	1150
239	1195
240	1200
245	1225
254	1270
259	1295
270	1350
276	1380
284	1420
300	1500
315	1575
317	1585
319	1595
320	1600
321	1605
337	1685
338	1690
340	1700
360	1800
389	1945
400	2000
420	2100
429	2145
505	2525
656	3280



STD 8M (Rubber)



Number of teeth z	Length [mm]
35	280
49	392
47	376
50	400
53	424
55	440
58	464
60	480
61	488
62	496
64	512
65	520
66	528
70	560
72	576
73	584
74	592
75	600
76	608
79	632
80	640
82	656
85	680
87	696
89	712
90	720
94	752
95	760
97	776
99	792
100	800
103	824
104	832
105	840
106	848
107	856
108	864
110	880
111	888
112	896
113	904
114	912
115	920
116	928
117	936
118	944
119	952
120	960

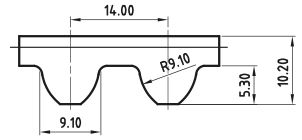
STD 8M (Rubber)

Number of teeth z	Length [mm]
122	976
123	984
124	992
125	1000
127	1016
128	1024
129	1032
130	1040
132	1056
133	1064
134	1072
135	1080
137	1096
139	1112
140	1120
141	1128
142	1136
144	1152
145	1160
146	1168
147	1176
148	1184
149	1192
150	1200
152	1216
153	1224
155	1240
156	1248
157	1256
158	1264
160	1280
162	1296
163	1304
164	1312
165	1320
168	1344
169	1352
170	1360
171	1368
173	1384
174	1392
175	1400
176	1408
178	1424
180	1440
185	1480
189	1512
190	1520
191	1528
193	1544
194	1552
199	1592
200	1600
203	1624


STD 8M (Rubber)

Number of teeth z	Length [mm]
204	1632
205	1640
206	1648
209	1672
210	1680
212	1696
213	1704
215	1720
216	1728
220	1760
222	1776
224	1792
225	1800
235	1880
238	1904
239	1912
242	1936
244	1952
250	2000
254	2032
256	2048
257	2056
260	2080
263	2104
265	2120
270	2160
280	2240
284	2272
288	2304
300	2400
304	2432
312	2496
313	2504
325	2600
335	2680
350	2800
356	2848
358	2864
360	2880
365	2920
381	3048
400	3200
410	3280
460	3680
610	4880
665	5320

STD 14M (Rubber)



Number of teeth z	Length [mm]
51	714
69	966
72	1008
80	1120
85	1190
89	1246
92	1288
96	1344
100	1400
104	1456
108	1512
110	1540
115	1610
125	1750
126	1764
127	1778
129	1806
135	1890
143	2002
150	2100
160	2240
165	2310
166	2324
170	2380
175	2450
179	2506
182	2548
185	2590
190	2660
200	2800
225	3150
240	3360



Coatings & specials

88

- 1 Mechanical joining system
- 2 PVC Super Grip
- 3 False teeth (for screwed cleats)
- 4 Silon cover
- 5 Cover PU CC blue
- 6 Correx cover with vacuum pocket
- 7 Belt for vertical form-fill sealers (VFF)










Coatings

Chiorino timing belts can be supplied with vulcanized or glued covers. The variety of material which can be used as a covering varies from application type. The coating can be used to reduce noise, modify friction or used as a conveying element. Chiorino is able to provide our customer following types of coverings:






At the customers request it is possible for us to provide Chiorino timing belts with special antistatic properties by using a specific electrically conductive coating or a special compound.

Picture of the coating	Type, color, raw material, C ₀ Standard thickness S [mm] Minimum pulley Ø [mm]	Hardness +/- 5 [°ShA] VOLUME WEIGHT [kg/m ³]	Oil and fat resistance
		Contact temperature max	Coeff. of friction on steel






Foam

	Sylomer yellow Pu foam CD=13*	 150kg/m ³	 Medium
	S: 2-25[mm] Ø=13*S	 +70°C	 0,5






Low density PU foam offers high dynamic load capacity for handling of light weight, fragile items. Material main used in the field of paper and textile industry

	Sylomer blue Pu foam CD=13*	 220kg/m ³	 Medium
	S: 2-25[mm] Ø=13*S	 +70°C	 0,5

PU foam with open cell structure provides excellent cushioning and conformity with the various shapes products, especially dedicated for movement of light and sensitive parts.

	Sylomer green Pu foam CD=20*	 300kg/m ³	 Medium
	S: 2-25[mm] Ø=20*S	 +70°C	 0,5

High density PU foam with partially closed cellular construction, good abrasion resistance, providing high dynamic load capacity for moving glass.






	Sylomer brown Pu foam CD=20*	 400kg/m ³	 Medium
	S: 2-25[mm] Ø=20*S	 +70°C	 0,5

Medium density PU foam with partially closed cellular construction, material mainly used in haul-off applications in textile and paper industry.






*Pulley minimum diameter = backing thickness x C_D
If the minimum pulley diameter of base belt is larger then calculated cover minimum CD take a higher of the two values.

Picture of the coating	Type, color, raw material, C ₀ Standard thickness S [mm] Minimum pulley Ø [mm]	Hardness +/- 5 [°ShA] VOLUME WEIGHT [kg/m ³]	Oil and fat resistance
		Contact temperature max	Coeff. of friction on steel






Profiled or structured

	Fishbone Pu transparent CD=18*	 70 °ShA	 Medium
	S: 4,5 [mm] Ø=18*S	 +70°C	 0,7






Solid PU coating with herringbone profile, ensure high friction in wet environments. Narrow belts may only have a single row with the diagonal-cut profile.

	Pu Ribbed Pu transparent CD=30*	 85 °ShA	 High
	S: 3,5 [mm] Ø=30*S	 +70°C	 0,6






Durable backing with longitudinal V-shaped profile, reduced contact point for conveying smooth products. Coating suitable for wet environments where friction is necessary.

	Super Grip Synthetic elastomer, red CD=12*	 45 °ShA	 Medium
	S: 3,5 [mm] Ø=12*S	 +60°C	 0,9

Common/widely-used; applicable for slight height compensation, low shock absorption capabilities and slight relative motion possible. Improved degree of grip even in case of moisture and dirt.

	X-W 60GP SR GRIP Synthetic elastomer (NBR)/ thermoplastic compound, red CD=20*	 45 °ShA	 Low
	S: 5,5[mm] Ø=20*S	 +120°C	 0,8

Synthetic elastomer with super grip profile provide high wear and abrasion resistant. Improved adhesion even in case of moisture and dirt - for incline, feed and take-away conveying applications. Specially dedicated to the belts made of polyurethane.

	X-W 60GP NR GRIP Natural elastomer (NR)/thermoplastic compound, red CD=20*	 40 °ShA	 Low
	S: 5,5[mm] Ø=20*S	 +80°C	 0,8






Natural elastomer with super grip profile provide high wear and abrasion resistant. Improved adhesion even in case of moisture and dirt - for incline, feed and take-away conveying applications. Specially dedicated to the belts made of polyurethane.

*Pulley minimum diameter = backing thickness x C_D
If the minimum pulley diameter of base belt is larger then calculated cover minimum CD take a higher of the two values.






Coatings

Picture of the coating	Type, color, raw material, C ₀ Standard thickness S [mm] Minimum pulley Ø [mm]	Hardness +/- 5 [°ShA] VOLUME WEIGHT [kg/m ³]	Oil and fat resistance
		Contact temperature max	Coeff. of friction on steel






Profiled or structured

	X-W 70FL NR Natural elastomer (NR)/thermoplastic compound, red CD=20*	 40 °ShA	 Low
	S: 3-6,3[mm] Ø=20*S	 +80°C	 1,0






Natural elastomer with fine fabric structure, high creep recovery, good abrasion resistance, excellent for pulling and feeding applications.

	PU HP LG Blue PU, blue CD=12*	 85 °ShA	 High
	S: 1,7[mm] Ø=12*S	 +60°C	 0,6






PU coating with FDA approval, V-shaped ribs with trapezoidal end, reduced adherence of smooth and dry transport goods. General conveying, packaging, processing.

	PU HP CC Blue PU, blue CD=12*	 85 °ShA	 High
	S: 2[mm] Ø=12*S	 +60°C	 0,6

PU coating with FDA approval unique pointed cones profile, improved degree of grip under tough conditions, for narrow belts only single-row profiles.

	PU HP PN Blue PU, blue CD=12*	 85 °ShA	 High
	S: 1,5[mm] Ø=12*S	 +60°C	 0,6

FDA; thin profile for improved degree of grip even under moist conditions;






	PU HP STL Blue PU, blue CD=12*	 85 °ShA	 High
	S: 1,3[mm] Ø=12*S	 +60°C	 0,6

Durable backing with longitudinal V-shaped profile, reduced contact point for conveying smooth products. Coating suitable for wet environments where friction is necessary.






*Pulley minimum diameter = backing thickness x C_D
If the minimum pulley diameter of base belt is larger then calculated cover minimum CD take a higher of the two values.

Picture of the coating	Type, color, raw material, C ₀ Standard thickness S [mm] Minimum pulley Ø [mm]	Hardness +/- 5 [°ShA] VOLUME WEIGHT [kg/m ³]	Oil and fat resistance
		Contact temperature max	Coeff. of friction on steel

Profiled or structured






	SuperGrip PVC, red, green CD=12*	 40-55 °ShA	 Medium
	S: 3,5[mm] Ø=12*S	 +60°C	 0,9

Used for slight height compensation, low shock absorption capabilities and slight relative movement due to profile design possible, improved degree of grip even in case of moisture and dirt.






	G/GSTR Nitrile rubber, green CD=25*	 60 °ShA	 High
	S: 3,5[mm] Ø=25*S	 +100°C	 0,7

Textile structure Nitrile Butadiene rubber cover used for transport of metal goods in Automotive due to it's cut and abrasion resistance.

Smooth

	PU Yellow 55 ShA Pu CD=20*	 55 °ShA	 High
	S: 2-10[mm] Ø=20*S	 +70°C	 0,8

High density closed polyurethane foam with high abrasion resistance, ideal for heavy-duty, vacuum and paper product transfer applications.

	PU Yellow 70 ShA Pu CD=25*	 70 °ShA	 High
	S: 1-4[mm] Ø=25*S	 +80°C	 0,75






Solid PU coating with very good abrasion resistance, good mechanical processing capabilities for vacuum holes and other modifications.

*Pulley minimum diameter = backing thickness x C_D
If the minimum pulley diameter of base belt is larger then calculated cover minimum CD take a higher of the two values.






Coatings

Picture of the coating	Type, color, raw material, C ₀ Standard thickness S [mm] Minimum pulley Ø [mm]	Hardness +/- 5 [°ShA] VOLUME WEIGHT [kg/m ³]	Oil and fat resistance
		Contact temperature max	Coeff. of friction on steel







Smooth

	APL Thermoplastic Compound, red CD=25*	 55 °ShA	 High
	S: 3,5 [mm] Ø=25*S	 +60°C	 0,7






Seamless alternative to red rubber, simple and low-cost transport coating, highly machinable backing materials can be customized for unlimited application.

 	APL Blue FDA Thermoplastic Compound, blue CD=25*	 55 °ShA	 High
	S: 3,5 [mm] Ø=25*S	 +60°C	 0,7






Coating formulated with FDA materials, good adhesion characteristics due to good coefficient of friction and smooth surface, seamless weldable on PU timing belts.

 	APL White FDA Thermoplastic Compound, white CD=25*	 55 °ShA	 High
	S: 3,5 [mm] Ø=25*S	 +60°C	 0,7

Coating formulated with FDA materials, good adhesion characteristics, seamless weldable on PU timing belts. Due to high flexibility and good mechanical processing capabilities coating specially dedicated to sausage production equipment.

	AVAFC 70 ShA Pu, transparent CD=25*	 70 °ShA	 High
	S: 2-4[mm] Ø=25*S	 +60°C	 0,7

Solid PU coating with provides high friction on smooth and dry surfaces, excellent abrasion resistance, greater flexibility then AVAFC 85°ShA.






	AVAFC 85 ShA Pu, transparent or blue CD=30*	 85 °ShA	 High
	S: 2-6[mm] Ø=30*S	 +70°C	 0,6

Widely-used solid PU coating particularly suitable for heavy, sharp-edged conveyed goods.






*Pulley minimum diameter = backing thickness x C_D
If the minimum pulley diameter of base belt is larger then calculated cover minimum CD take a higher of the two values.

Picture of the coating	Type, color, raw material, C _D Standard thickness S [mm] Minimum pulley Ø [mm]	Hardness +/- 5 [°ShA] VOLUME WEIGHT [kg/m ³]	Oil and fat resistance
		Contact temperature max	Coeff. of friction on steel






Smooth

	PVC Green PVC, green CD=15*	 65 °ShA	 Medium
	S: 1,5 [mm] Ø=15*S	 +60°C	 0,9







Seamless PVC coating with good adhesion characteristics due to good coefficient of friction and smooth surface.

	Silon PET, antracite CD=25*	 N/A °ShA	 N/A
	S: 2[mm] Ø=25*S	 +100°C	 0,2







PET fleece provides a soft, non-marking, surface for moving sharp edges parts, high temperature resistance for the conveyance of heated goods.

	PAZ/PAR Polyamide, green black antistatic	 N/A °ShA	 N/A
	minimum pulley diameter of timing belt	 +80°C	 0,35

Polyamide (PA) fabric serves for the friction and noise minimisation in the case of thermoplastic timing belts

 	PU HP Blue PU, blue CD=12*	 85 °ShA	 High
	S: 1,2[mm] Ø=12*S	 +60°C	 0,6

Special HP polyurethane compound and smooth surface ensure excellent performance and durability, general conveying, food, packaging.

 	PU HP White PU, white CD=12*	 85 °ShA	 High
	S: 1[mm] Ø=12*S	 +60°C	 0,6






Special HP polyurethane compound and smooth surface ensure excellent performance and durability, general conveying, food, packaging.

*Pulley minimum diameter = backing thickness x C_D
If the minimum pulley diameter of base belt is larger then calculated cover minimum CD take a higher of the two values.

Coatings






Picture of the coating	Type, color, raw material, C ₀ Standard thickness S [mm] Minimum pulley Ø [mm]	Hardness +/- 5 [°ShA] VOLUME WEIGHT [kg/m ³]	Oil and fat resistance
		Contact temperature max	Coeff. of friction on steel

Smooth






	Celloflex PU foam, beige CD=16*	 350kg/m ³	 Medium
	S: 2-10[mm] Ø=16*S	 +80°C	 0,3

Micro-cellular PU foam coating with good flexibility and damping characteristics, ideal for conveying of fragile parts, better resistance than Sylomer foams.







Rubber

	Rubber NBR black Rubber, black CD=20*	 65 °ShA	 High
	S: 2-10[mm] Ø=20*S	 +80°C	 0,8

Nitrile Butadiene rubber provides improved temperature, oil, grease and ageing resistance compared to natural rubber, widely-used in in cable pulling systems.

	Rubber NBR white Rubber, white CD=20*	 55 °ShA	 High
	S: 2-10[mm] Ø=20*S	 +80°C	 0,6

Durable material with FDA approval, non marking, commonly used in packaging, food and material handling industries






 	Linaplus FG-L Rubber NR, white CD=20*	 38 °ShA	 Low
	S: 2-8[mm] Ø=20*S	 +60°C	 1,4

Coating Formulated with FDA materials, non marking, offers high coefficient of friction due to low Shore hardness, good wear resistance.






*Pulley minimum diameter = backing thickness x C_D
If the minimum pulley diameter of base belt is larger then calculated cover minimum CD take a higher of the two values.

Picture of the coating	Type, color, raw material, C _D Standard thickness S [mm] Minimum pulley Ø [mm]	Hardness +/- 5 [°ShA] VOLUME WEIGHT [kg/m ³]	Oil and fat resistance
		Contact temperature max	Coeff. of friction on steel






Rubber

	Linatex HM Rubber NR, red CD=20*	 40 °ShA	 High
	S: 2-6[mm] Ø=20*S	 +70°C	 1,0






Unique combination of the strength and resilience of natural rubber, under moist conditions best coefficient of friction. Commonly used in feeder belts, general conveying, glass conveying, paper and corrugated material.

	Rubber SBR Rubber SBR, black/white CD=20*	 65 °ShA	 Low
	S: 2-10[mm] Ø=20*S	 +80°C	 0,6






SBR rubber, good wear and abrasion resistance, material mainly used in haul-off applications, general conveying

	LC-G L 35 ShA Rubber NR, raspberry CD=15*	 35 °ShA	 Low
	S: 2-10[mm] Ø=15*S	 +80°C	 1,1

Soft natural rubber for maximum grip and resilience, commonly used in haul-off applications and general conveying

	LC-G R 45 ShA Rubber NR, red CD=15*	 45 °ShA	 Low
	S: 2-10[mm] Ø=15*S	 +80°C	 1,0

Fine fabric structure; characteristics similar to Linatex, use e.g. in cable pulling systems;

	Porol Cellular rubber, black CD=12*S	 120kg/m ³	 Low
	S: 2-40[mm] Ø=12*S	 +70°C	 1,0






Soft elastic cellular rubber with high dynamic resistance, good anti-ageing properties, tearproof and non-abrasive.

*Pulley minimum diameter = backing thickness x C_D
If the minimum pulley diameter of base belt is larger then calculated cover minimum CD take a higher of the two values.






Coatings

Picture of the coating	Type, color, raw material, C ₀ Standard thickness S [mm] Minimum pulley Ø [mm]	Hardness +/- 5 [°ShA] VOLUME WEIGHT [kg/m ³]	Oil and fat resistance
		Contact temperature max	Coeff. of friction on steel






Rubber

	CORREX Natural Para rubber, brown CD=20*	 40 °ShA	 Low
	S: 3-10[mm] Ø=20*S	 +60°C	 0,9






Natural Para rubber, characteristics similar to Linatex, layers of adhesives may be visible in the skived joints area. Coating is machinable for vacuum pockets applications and can be used for general conveying purposes.

	LINATRILE Nitrile rubber, orange CD=20*	 55 °ShA	 High
	S: 2-10[mm] Ø=20*S	 +110°C	 1,0






Nitrile rubber coating offers good abrasion resistance with oil resistance and high service temperature. High coefficient of friction and broad heat capacity make this material extremely versatile in haul-off and laminate applications.

	SG270 F-T Sponge rubber, green CD=15*	 270kg/m ³	 Low
	S: 2-10[mm] Ø=15*S	 +65°C	 1,0

Open cellular natural rubber with high resilience and elasticity properties, non-marking, material suitable for labelling applications.

	TW200 Sponge rubber, orange CD=13*	 200kg/m ³	 Low
	S: 2-40[mm] Ø=13*S	 +65°C	 1,0

Low density open cellular rubber, extremely compressible, ideal for transport of sensible objects.

	VITON Rubber-FKM, black CD=30*	 70 °ShA	 High
	S: 2-10[mm] Ø=30*S	 +250°C	 0,9

Extremely high temperature and oil resistance for the conveyance of heated goods e.g. applications in solar cell production, but lower temperature resistance of the basic belt and the adhesive do not allow higher temperatures. Beware of short contact and cooling periods.

*Pulley minimum diameter = backing thickness x C_D
If the minimum pulley diameter of base belt is larger then calculated cover minimum CD take a higher of the two values.

Truly endless vulcanized belts



CHIORINO's truly endless belts for Vertical Form-Fill Sealers (VFFS) - a whole world of advantages. Available for both PU and rubber timing belts. We offer vulcanised silicone as well as rubber coatings.

Vulcanised coated belts are the best choice for:

- extreme temperatures
- sticky products
- abrasive materials
- vacuum transport

Use vulcanized coated belts for advanced requirements and satisfy your customer with **a greatly extended lifetime.**

Applications:

- packaging
- paper
- glass
- textile
- hygienic

Excellent choice for all types of Vertical Form-Fill Sealer such as: Bosch, Ishida, Ilapak, Rovema, TNA and others.

Material Properties for Silicon

MATERIAL PROPERTIES	ADVANTAGES
Slow ageing under the influence of light, air and humidity	Long service life
Extensive temperature range	Temperature resistance up to + 200°C
Hardness range	30-90 shore A (standard 45ShA)
Excellent anti-adhesive and dielectric properties Flexibility and durability	Excellent processing properties
Gas permeability	Homogenous structure – no air bubbles
Extensive color range	Available any color acc. RAL palette on specific request, moq's apply
Good resistance to oils, solvents, hydrocarbons	High chemical resistance
Physiologically safe	Available also in food grade

Covers available

Type	Hardness [±5°ShA]	Max thickness [mm]	Color	C _D *	Other
VULCANISED RUBBER COVER					
RN-L	35	8	raspberry	15	
RN-R	45	8	Red	15	
RN-B	50	8	Beige	15	
RN-W FDA	65	8	white	15	Food approved
VULCANISED SILICONE COVER					
Silicone	40	8	white	20	Food approved
Silicone	40	8	grey	20	Food approved
Silicone	40 & 45	8	transparent	20	Food approved
Silicone	40 & 50	8	blue	20	Food approved

Custom made belt for hygiene and diaper industry



The global hygiene and diaper market is a large and growing industry Chiorino supports the development of this industry by supplying timing belts and conveyor belts for the transport of hygiene products.

Chiorino has developed a state of art process for applying an RTV silicone coating that allows large-sized belts to be covered with a thin layer of silicone.

Both timing and conveyor belt coated with silicone can be further customised with modifications such as holes and slots to meet application needs such as vacuum draw.

BELT PROPERTIES + ADVANTAGES

Excellent anti-adhesive properties	>	Easy to clean and simple in maintenance
Seamless coating	>	Bidirectional operation possible, no weak spot in coating
Silicone coating	>	Increased grip
Resistance to UV radiation, high temperature	>	Increased durability of the coating
Non-porous surfaces	>	Resistant to bacterial growth


Belts type:

- Polyurethan timing belts with Kevlar cords in pitch T10 and H
- Polyurethan conveyor belts

Belts dimension:

- width up to 400mm*
- lengths in the range 900 – 4000mm*

* other lengths on request



Vulcanized belts

Chiorino timing belts can be supplied with vulcanized cover. Available sizes:

Imperial pitch

Belt type	Number of teeth z	Length mm	Rubber belts	PU belts	Max width mm
100 XL	50	254,00	•		440
120 XL	60	304,8	•		440
140 XL	70	355,60	•		440
150 XL	75	381,00	•		440
320 XL	160	812,80	•		440
150L	40	381,00	•		440
187 L	50	476,25	•		440
203 L	54	514,35	•		440
210 L	56	533,40	•		440
225 L	60	571,50	•		440
240 L	64	609,60	•		440
255 L	68	647,70	•		440
270 L	72	685,80	•		440
285 L	76	723,90	•		440
300 L	80	762,00	•		440
322 L	86	819,15	•		440
367 L	98	933,45	•		440
240 H	48	609,60	•		440
255 H	51	647,70	•		440
270 H	54	673,10	•		440
300H	60	762,00	•		440

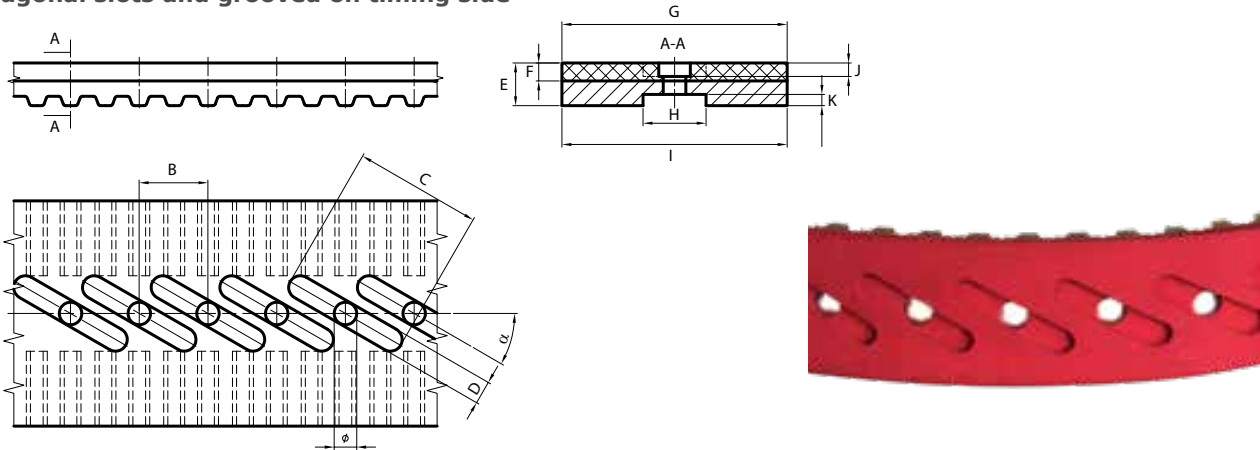
Metric pitch

Belt type	Number of teeth z	Length mm	Rubber belts	PU belts	Max width Rubber/PU mm
T5 165	33	165,00	•	•	190
T5 275	55	275,00	•	•	190
T5 305	61	305,00	•	•	190
T5 630	126	630,00	•	•	190
T5 850	170	850,00	•	•	190
T10 320	32	320,00	•	•	200
T10 440	44	440,00	•	•	440/190
T10 450	45	450,00	•	•	190
T10 480	48	480,00	•	•	440
T10 500	50	500,00	•	•	440
T10 510	51	510,00	•	•	190
T10 530	53	530,00	•	•	440/190
T10 560	56	560,00	•	•	440/190
T10 600	60	600,00	•	•	440
T10 610	61	610,00	•	•	190
T10 630	63	630,00	•	•	190
T10 650	65	650,00	•	•	190
T10 660	66	660,00	•	•	440/190
T10 700	70	700,00	•	•	440/190
T10 720	72	720,00	•	•	440/190
T10 750	75	750,00	•	•	440/190
T10 780	78	780,00	•	•	440
T10 800	80	700,00	•	•	190
T10 840	84	840,00	•	•	190
T10 920	92	920,00	•	•	440/190
T10 1210	121	1210,00	•	•	450
T10 1300	130	1300,00	•	•	300
AT5 660	132	660,00	•	•	190
AT10 600	60	600,00	•	•	190
AT10 610	61	610,00	•	•	190
AT10 700	70	700,00	•	•	190
AT10 800	80	800,00	•	•	190
AT10 840	84	840,00	•	•	190
FLAT F1 820	-	820,00	•	•	190
HTD 3M 237	79	237,00	•		200
HTD 3M 348	116	348,00	•		440
HTD 3M 420	140	420,00	•		440
HTD 5M 350	70	350,00	•		440
HTD 5M 425	85	425,00	•		440
HTD 5M 800	160	800,00	•		440
STD8M 560	70	560,00	•		440
STD8M 656	82	656,00	•		440
PJ 483	-	483,00	•		440
PJ 813	-	813,00	•		440

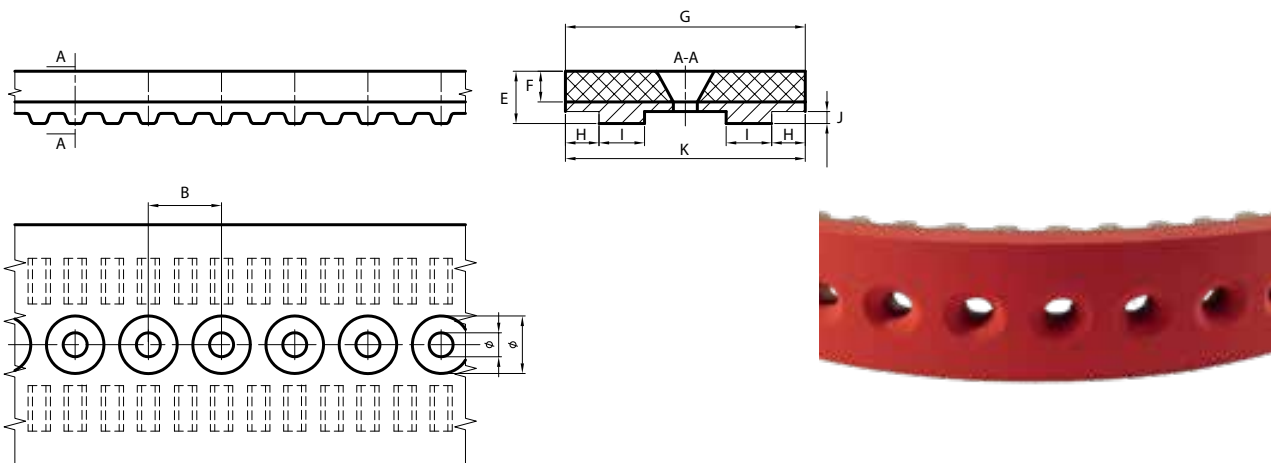
Other dimensions on request.

MF Chiorino seamless belts can be supplied with special executions according to customer's needs.

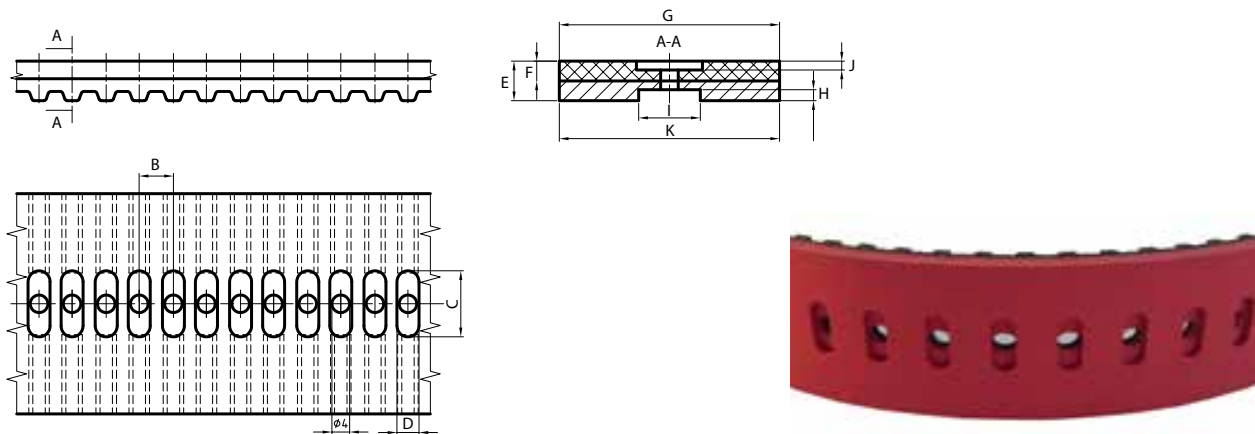
Diagonal slots and grooved on timing side



Countersunk and grooved on timing side



Vertical slots and grooved on timing side



Chiorino polyurethane belts with profiles



Polyurethane timing belt can be customized with welded profiles to meet the requirements of the most demanding applications like conveying, handling and positioning. The cleats are produced in the same material of the belts in order to guarantee the maximum strength. PU cleats can be manufactured in nearly any shape and construction using molding, casting, and milling methods. Profiles can be welded using high frequency or by circular method with high precision and durable junction.

- **Position**
Profile position may be over the tooth or not over the tooth. Timing belt flexibility is maximized when the profiles are welded over the tooth.
- **Pitch**
It is recommended to choose the pitch of the profile corresponding to the belt pitch or multiple.
- **Tolerances**
The general tolerances of position of the profiles is +/- 0,5 mm. If application requires more precise tolerance please contact our technical office.

Fig. 1

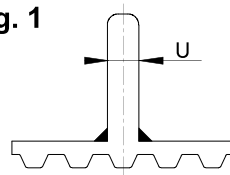
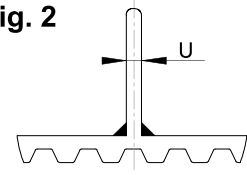




Fig. 2



Belt type	Profile thickness "U" [mm]																							
	2	3	5	6	8	10	12	14	16	20	25	30												
	Recommended minimum pulley number of teeth z																							
T5	14	20	14	30	20	45	25	50	40	60	60	100	80	-	100	-	-	-	-	-	-	-		
T10	16	20	16	20	16	30	16	40	20	50	25	50	35	60	50	70	80	80	100	100	120	120	-	-
T20	20	20	18	20	18	25	18	40	18	50	20	50	25	50	30	60	40	60	50	60	70	80	-	-
AT5	12	20	12	30	20	45	25	50	40	60	60	100	-	-	100	-	-	-	-	-	-	-	-	-
AT10	18	20	18	20	18	30	18	40	20	50	25	50	35	60	50	70	80	80	100	100	120	120	-	-
AT20	20	20	20	20	20	25	20	40	20	50	20	50	25	50	40	40	50	50	50	60	70	80	100	100
XL	10	20	10	30	20	45	25	50	40	60	50	100	60	100	-	-	-	-	-	-	-	-	-	-
L	12	16	12	20	12	40	20	50	30	60	40	60	50	70	60	80	100	100	-	-	-	-	-	-
H	14	16	14	16	14	25	14	30	20	50	25	50	40	60	50	70	80	80	100	100	120	120	-	-
XH	18	18	18	20	18	20	18	30	18	40	20	50	20	50	25	55	35	60	50	60	70	80	-	-
HTD5M	12	20	12	30	20	45	25	50	40	60	60	100	80	-	100	-	-	-	-	-	-	-	-	-
HTD8M	18	18	18	18	18	24	18	32	18	40	20	40	28	48	40	56	64	64	80	80	100	100	-	-
HTD14M	28	28	28	28	28	28	28	40	28	50	28	50	28	50	30	60	40	50	50	60	100	100	110	110
STD5M	12	20	12	30	20	45	25	50	40	60	60	100	80	-	100	-	-	-	-	-	-	-	-	-
STD8M	18	18	18	18	18	24	18	32	18	40	20	40	28	48	40	56	64	64	80	80	100	100	-	-

 minimum number of teeth when the profile is welded on tooth gap (fig.2)
 minimum number of teeth when the profile is welded on tooth (fig.1)

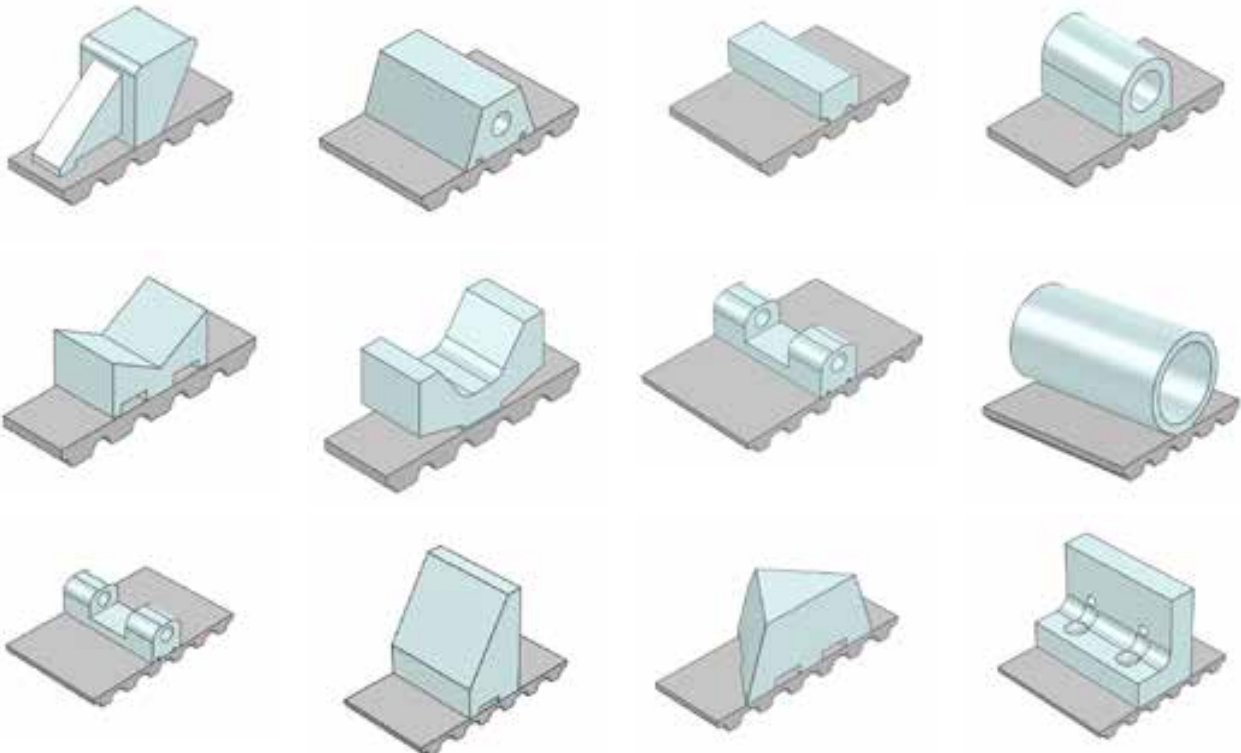
Chiorino Polyurethane belts with 3D printing profiles



Polyurethane timing belts can be equipped on the back side with complex shape profiles. The shape of the profile itself depends on the product and its purpose. Toothed belts with profiles are used to solve various transport tasks in automated production equipment. Chiorino using the 3D printing method can design and execute any cleat to meet specific customer requirements. 3D printing provides a wide variety of materials used for the production of cleats as well as enables precise design of even the most complex cleats shapes.

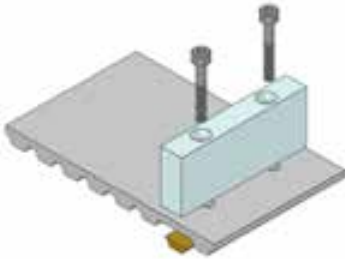


MATERIAL	HARDNESS	COLOUR	CHARACTERISTIC
TPU93	93°ShA		Standard material compatible with joined and truly endless PU belt
TPU93 FDA	93°ShA		TPU in compliance with FDA regulation 21 CFR
TPU98	98°ShA		Material with increased hardness compared to the standard material. Higher hardness provides cleats with greater rigid, shape stability, cut and wear resistance



*Send us profile sample and we will make it

FT-Chiorino False Tooth System



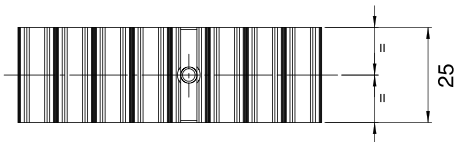
False Tooth (FT) system is Chiorino's mechanical profile application system specially designed for fastening cleats that cannot be welded onto PU timing belts. False Tooth (FT) can be produced from brass, stainless steel or aluminium. FT system replaces the entire tooth of the timing belt and is safely secured by means of threaded holes. The embedded tooth design prevents any metal to metal contact, ensuring more silent operation. The above system is extremely durable and ensures easy maintenance.

Properties

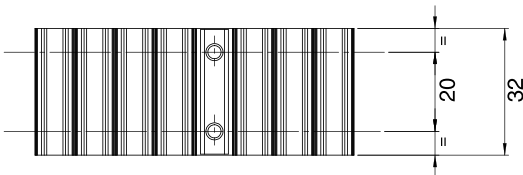
- FT system allows to apply cleats that cannot be welded onto PU timing belts, because of their overall dimension and/or material (such as steel, wood, plastic, etc).
- Suitable for food and pharmaceutical applications and humid environments.
- Flexible, allowing customers to reposition cleats for regularly scheduled application changes.
- Economical because customers can replace worn profiles without having to replace the entire belt.
- FT system has a self-centering effect on profiles positioning, which makes it more precise than welded profiles. It can handle much higher loads than welded cleats making it a solution for heavy loads.
- Available in any of the following pitches: AT10, AT20, H, XH. Also with a self-tracking guide.
- Execution with other dimensions on request.



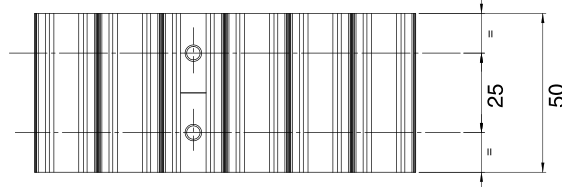
Suitable for AT10 and H profile 25 mm wide, one pin



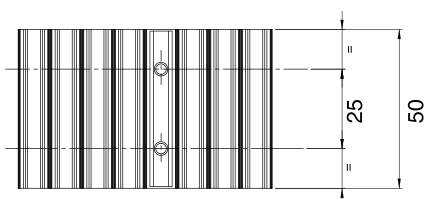
Suitable for AT10 profile 32 mm wide, two pins at 20 mm centre distance



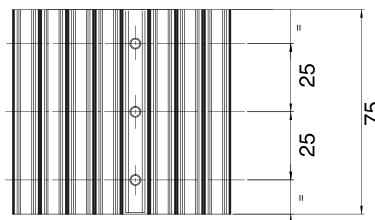
Suitable for AT20 and XH profile, 25-50-75-100 mm wide, numbers of pins multiple of 25 mm centre distance




Suitable for AT10 profile, 50 mm wide, two pins at 25mm centre distance



Suitable for AT10 profile, 75 mm wide, three pins at 25 mm centre distance



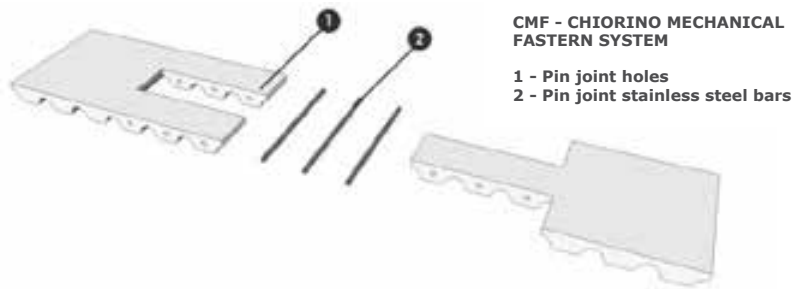
CMF – Chiorino Mechanical Fastening System



CMF – Chiorino Mechanical Fastening System allows cost and time savings in various conveying applications. Simply connect your belt by the use of pins.

Properties

- Suitable for belts with cleats for quick installation, saving money and time.
- Perfect for timing belts with special backings such as rubber, cellular, Pu and PVC etc.
- CMF can operate the same minimum pulley requirements as the standard joining timing belt and can work with back bend idlers.
- Simple to install and requires no specialized on-site welding equipment.
- Can be custom designed according to the application strength needed. CMF can reach the same strength as the traditional welding.
- CMF maximum width of timing belt – 100 mm for pitch T10, AT10, H, AT20, T20, XH, 14M.
- CMF installs in seconds, making it the fastest timing belt installation for product conveyance.



Profile	Width [mm]	Number of pins	Max working tension [N]
T5	10	5	96
	16	5	144
	32	5	304
T10	16	5	270
	25	4	304
	32	5	500
	50	5	780
T20	100	5	1300
	20	4	450
	32	4	784
AT5	50	4	960
	100	5	3000
AT10	10	5	144
	16	5	168
	32	5	320
AT20	16	5	320
	25	4	384
	32	5	800
	50	5	1100
	100	5	1800
AT20	20	4	600
	32	4	1200
	50	4	1600
	100	5	3500

Profile	Width [mm]	Number of pins	Max working tension [N]
HTD 5M	10	5	120
	32	5	320
	25	5	376
HTD 8M	30	5	400
	40	5	1120
HTD 14M	55	5	1600
	85	5	2400
RTD 5M	10	5	120
	32	5	320
RTD 8M	25	5	376
	30	5	400
RTD 14M	40	5	1120
	55	5	1600
	85	5	2400
STD 5M	10	5	120
	32	5	320
STD 8M	25	5	376
	30	5	400
STD 14M	40	5	1120
	55	5	1600
	85	5	2400

Profile	Width [mm]	Number of pins	Max working tension [N]
TK10	16	5	270
	25	4	304
	32	5	500
	50	5	780
ATK10	100	5	1300
	16	5	320
	25	4	384
	32	5	800
L	50	5	1100
	100	5	1800
	19	5	256
H	25,4	5	380
	50	4	448
	19	4	240
	25,4	4	304
	50	4	640

Custom made belt for sausages industry



In response to the increasing demands for quality and durability in the food industry, Chiorino has introduced a new version of polyurethane timing belt dedicated to sausage production equipment available in two colors of coating

- APL-PL 55°ShA FDA (WHITE)
- APL-PL 55°ShA FDA (BLUE)

Coating material is approved for direct contact with food (EU and FDA approval).

BELT PROPERTIES + ADVANTAGES

Green polyamide fabric on tooth side (PAZ) > **Low operating noise**


Seamless coating > **Long service life**

Hybrid TPE coating > **Increased grip and flexibility**

Kevlar reinforcement > **Possibility to operating in a humid environment**

Covering made is made in three standard profiles as shown in the picture, belt widths available:

- 25 mm
- 32 mm
- 45 mm



Standard belt lengths:

- 1645 mm
- 1710 mm
- 1745 mm
- 1750 mm
- 1775 mm
- 1860 mm
- 1880 mm

*other lengths on request

Custom made feeder belts



Rubber flat belt coated with vulcanised SILISCONE are special dedicated for work as feeder belts in folding and gluing machines. Truly endless flat belt with fiberglass cords reinforcement and seamless silicon coating ensure high strength and size stability. Silicone non marking coating with high coefficient of friction provides constant and safe grip which is key factor for feeder belts. Belts are ideally suited to paper converting machines from manufacturers such Boobst and Versor.

BELT PROPERTIES



ADVANTAGES

Endless flat belt with fiber glass reinforcement	>	High strength and Size stability
Seamless coating	>	Possibility of working bi-directional (drive and transport)
Silicone cover	>	Increased grip and speed
Physiological neutrality	>	Possibility of making cover with FDA approval

Standard belt lengths:

- 1000 mm
- 1030 mm
- 1209 mm
- 1216 mm
- 1300 mm

*other lengths on request





Classical and Narrow V-belts are an excellent solution for a wide range of drives. Classical V-belts are available in Z,A,B,C and D section, whereas Narrow V-belts in SPZ, SPA, SPB and SPC section. In both cases belts are wrapped with a textile cover. It assures maximum protection against heat, oil and ozone.

Cogged Raw Edge V-Belts replace traditional V-belts in demanding drive systems where space and weight reduction is crucial. Superior design delivers maximum power and high speed - even in pulleys with very small diameter. They are available in AX, BX, CX, XPZ, XPA, XPB, XPC, 3VX and 5VX section.

Thanks to a unique production cycle (according to UNISSET technology) we are able to secure limited and constant tolerance of these belts. The precise dimensions of this product fits perfectly in applications of the industrial and agricultural market.

Properties:

- Low-stretch cords - extended lifetime & great performance
- Wrapping - maximum cover against heat, oil, ozone
- UNISSET technology - dimensional stability guarantee
- Temperature range: -20°C ~+70°C (-25°C ~ + 80°C for cogged belts)

		CLASSICAL V-BELTS				WRAPPED NARROW V-BELT				
SECTION		Z	A	B	C	D	SPZ	SPA	SPB	SPC
Back width	W (mm)	10	13	17	22	32	9,7	12,7	16,3	22
Height	T (mm)	6	8	11	14	20	8	10	13	18
Primitive length	Lp=Li+(mm)	22	30	43	55	75				
Internal length	Li=Lp-(mm)						37	45	60	83
External length	Le=Li+(mm)	38	50	66	85	126	13	18	22	30
Minimum pulley diam.	d (mm)	50	63	100	160	300	63	90	140	224
Weight	(kg/m)	0,06	0,108	0,185	0,298	0,595	0,065	0,115	0,200	0,250
Maximum speed	v(m/s)			33					42	

		COGGED RAW EDGE V-BELT								
SECTION		AX	BX	CX	XPZ	XPA	XPB	XPC	3VX	5VX
Back width	W (mm)	12,7	16,3	22	9,7	12,7	16,3	22	9	15
Height	T (mm)	8	11	14	8	10	13	18	8	13
Primitive length	Lp=Li+(mm)	30	43	55					4	11
Internal length	Li=Lp-(mm)				37	45	60	83		
External length	Le=Li+(mm)	50	66	85	51	63	82	113		
Minimum pulley diam.	d (mm)	50	80	140	56	71	112	180	56	112
Weight	(kg/m)	0,080	0,165	0,250	0,060	0,110	0,185	0,330	0,060	0,183
Maximum speed	v(m/s)					48				

Poly V[®] belts

Chiorino Rubber Timing Belts

The Poly V belts is a power transmission belt featuring lengthwise grooves. It operates from contact between the ribs of the belt and the grooves in the pulley.

Its single-piece structure guarantees an even distribution of tension across the width of the pulleys where the belt is in contact.

PJ SECTION		
Effective Length		Nb. of ribs (max)
mm	ins	
197	7,8	190
207	8,2	190
234	9,2	190
254	10,0	190
267	10,5	190
274	10,8	190
305	12,0	190
330	13,0	190
356	14,0	190
381	15,0	190
406	16,0	190
432	17,0	190
457	18,0	190
483	19,0	190
508	20,0	190
533	21,0	190
559	22,0	190
584	23,0	190
610	24,0	190
635	25,0	190
660	26,0	190
711	28,0	190
723	28,5	190
762	30,0	190
787	31,0	190
813	32,0	190
838	33,0	190
864	34,0	190
889	35,0	190
914	36,0	190
938	36,9	190
960	37,8	190
995	39,2	190
1016	40,0	190
1041	41,0	190
1059	41,7	190
1080	42,5	190

Effective Length		Nb. of ribs (max)
mm	ins	
1092	43,0	190
1110	43,7	190
1118	44,0	190
1126	44,3	190
1130	44,5	190
1143	45,0	190
1150	45,3	190
1168	46,0	190
1200	47,2	190
1210	47,6	190
1222	48,1	190
1233	48,5	190
1244	49,0	190
1262	49,7	190
1270	50,0	190
1280	50,4	190
1295	51,0	190
1301	51,2	190
1315	51,8	190
1321	52,0	190
1333	52,5	190
1355	53,3	190
1372	54,0	190
1397	55,0	190
1428	56,2	190
1473	58,0	190
1549	61,0	190
1600	63,0	190
1651	65,0	190
1663	65,5	190
1752	69,0	190
1854	73,0	190
1895	74,6	190
1910	75,2	190
1956	77,0	190
1992	78,4	190
2083	82,0	190
2155	84,8	190
2210	87,0	190
2286	90,0	190
2337	92,0	190

Effective Length		Nb. of ribs (max)
mm	ins	
2413	95,0	190
2489	98,0	190
3154	124,2	190
3500	137,8	190
4000	157,5	190

Poly V belts

Chiorino rubber timing belts

PL SECTION		
Effective Length		Nb. of ribs (max)
mm	ins	
954	37,6	100
991	39,0	100
1 075	42,3	100
1 270	50,0	100
1 333	52,5	100
1 371	54,0	100
1 397	55,0	100
1 422	56,0	100
1 480	58,3	100
1 562	61,5	100
1 613	63,5	100
1 664	65,5	100
1 715	67,5	100
1 764	69,4	100
1 803	71,0	100
1 841	72,5	100
1 943	76,5	100
1 981	78,0	100
2 020	79,5	100
2 070	81,5	100
2 096	82,5	100
2 134	84,0	100
2 197	86,5	100
2 235	88,0	100
2 324	91,5	100
2 362	93,0	100
2 476	97,5	100
2 515	99,0	100
2 705	106,5	100
2 743	108,0	100
2 845	112,0	100
2 895	114,0	100
2 921	115,0	100
2 997	118,0	100
3 086	121,5	100
3 124	123,0	100
3 289	129,5	100

Effective Length		Nb. of ribs (max)
mm	ins	
3 327	131,0	100
3 492	137,5	100
3 696	145,5	100
4 051	159,5	100
4 191	165,0	100
4 318	170,0	100
4 470	176,0	100
4 622	182,0	100
5 029	198,0	100
5 385	212,0	100
6 096	240,0	100

On request: PH, PK, PM.



Chiorino offers standard and special pulleys which are produced on customer demand. The pulleys are made according to ISO specification and provide a complete drive solution.

Pulleys

METRIC

T	T2,5 - T2,5-SE (12-20 teeth) T5 - T5-0 - T5-SE (12-20 teeth) T10 - T10-0 - T10-SE (14-20 teeth) T20 (15-40 teeth) - T20-SE (15-20 teeth)
TK	TK5K6 - TK10K6 - TK10K13 - TK20K13 (15-40 teeth)
AT	AT3 - AT3-0 AT5 - AT5-0 AT10 - AT10-0 AT20
ATP	ATP10
ATK	ATK5K6 - ATK10K13 - ATK20K13 (15-60 teeth)
SFAT	SFAT10 (folding) - SFATAT20 (folding)
Imperial	MXL - XL - L - H
Pc	8M - 14M
HTD	3M - 5M - 8M - 14M
RPP	RPP5 - RPP8 - RPP14
MR	5MR
STD	S5M (15-79 teeth) - S8M (19-28 teeth)
V-BELTS	SPZ - SPA - SPB - SPC - POLY-V



- ① Hole for taper bush
- ② Keyway
- ③ Screwed flanges
- ④ Tolerated hole
- ⑤ Pilot bore
- ⑥ Rolled down flanges
- ⑦ Thread lock hole
- ⑧ Hub
- ⑨ Center hole
- ⑩ Lightening bores
- ⑪ Counter bore



Form / Notes

Questionnaire for timing belts

Material	PU		Rubber	
Type (pitch)*				
Quantity of belts				
Length				mm
Width				mm
Circumference	Open		Joined	
			Endless	
Thickness				mm
Application	Transmission		Conveyor	
Type of industry				

*If you don't know type (pitch) of belt:	
Rapid per minute	rpm/min
Diameter of pulley	mm
Distance between axes of pulley	mm
Condition of work	

OTHER SERVICES	
Covering:	
Material:	
Thickness:	
Hardness:	
Structure:	
Guides and profiles:	
Thickness:	
Width:	
Height:	
Shape:	
Fabric covering:	PAZ
	PAR

Belt perforation:	
Diameter	mm
Number of holes	

Grinding:	
Width	mm

Others:	
---------	--

NOTES:	
--------	--

CHIORINO AFFILIATED COMPANIES

America

CHIORINO AMERICA
Suwanee, GA
Tel. +1-302-292-1906
info@chiorino.us
www.chiorino.us

SAFARI BELTING SYSTEMS, Inc.
Olathe, KS
Tel. +1-888-662-6611
info@safaribelting.com
www.safaribelting.com

Australia

CHIORINO AUSTRALIA
Brisbane
Tel. +61-7-32741900
sales@chiorino.com.au
www.chiorino.com.au

Benelux

CHIORINO BENELUX B.V.
Utrecht - Netherlands
Tel. +31-30-2413060
chiorino@chiorino.nl
www.chiorino.nl

China

CHIORINO ASIA Ltd.
Hong Kong
Tel. +852-397-10818
info@chiorino.asia
www.chiorino.asia

Czech Republic

REKO s.r.o.
Jaromer
Tel. +420-491-840012
info@reko-sro.cz
www.reko-sro.cz

France

CHIORINO SAS - Lagny, Paris
Tel. +33-1-64304075
chiorino.paris@chiorino.fr
www.chiorino.fr

Germany

CHIORINO GmbH - Mainz
Tel. +49-(0)6131-55449-0
info@chiorino.de
www.chiorino.de

Hungary

CHIORINO Kft.
Szigetszentmiklós, Budapest
Tel. +36-24-525930
mail@chiorino.hu
www.chiorino.hu

India

FRANSTEK PRIVATE Ltd. (JV)
Salcete Goa
Tel. +918-322-782454
info@chiorino.in
www.chiorino.in

Italy

CHIORINO PARMA s.r.l.
Parma
Tel. +39-0521-292236
chiorinoparma@chiorino.com

CHIORINO VENETO s.r.l.
Colle Umberto (TV)
Tel. +39-0438-430460
chiorinoveneto@chiorino.com

KRUSE srl - Torino
Tel. +39-011-2236878
info@kruseonline.com

Poland

CHIORINO Sp. z o.o. - Bydgoszcz
Tel. +48-(0)52-3487708
chiorino@chiorino.com.pl
www.chiorino.com.pl

Portugal

CHIORINO PORTUGAL, LDA
Alfena Valongo, Porto
Tel. +351-229684442
geral@chiorino.pt
www.chiorino.pt

Romania

CHIORINO srl
Sannicoara, Jud.Cluj Napoca
Tel. +40-264-432977
chiorino@chiorino.ro
www.chiorino.ro

Slovakia

CHIORINO SLOVAKIA s.r.o.
Nové Zámky
Tel. +421-910-486654
info@chiorino.sk
www.chiorino.sk

South Africa

CHIORINO SOUTH AFRICA Ltd.
Johannesburg
Tel. +27-11-3971268
sales@chiorino.co.za
www.chiorino.com

Spain

CHIORINO IBERICA S.A.
Rubí, Barcelona
Tel. +34-93-5860480
chiorino@chiorino.es
www.chiorino.es

Switzerland

CHIORINO SCHWEIZ GmbH
Wetzikon
Tel. +41-(0)43-3116001
info@chiorino.ch
www.chiorino.ch

Ukraine

CHIORINO UKRAINE LLC
Poltava region, Shcherbani village
Tel. +38-050806560
office@chiorino.com.ua
chiorino.com.ua

United Kingdom

CHIORINO U.K. Ltd.
Glasshoughton
Tel. +44-1977-691880
sales@chiorino.co.uk
www.chiorino.co.uk

Chiorino operates all over the world through the Group companies and more than 100 distributors.

More info on www.chiorino.com.

HEADQUARTERS AND PRODUCTION PLANTS

CHIORINO S.p.A.

Via S. Agata, 9
I-13900 Biella, Italy
Tel. +39 015 8489 1
Fax +39 015 849 61 61
chiorino@chiorino.com
www.chiorino.com

TIMING BELTS AND PULLEYS

CHIORINO Sp. z o.o.

ul. Piękna 13
85-303 Bydgoszcz, Poland
Tel. +48 52 348 77 08
Fax +48 52 348 77 15
chiorino@chiorino.com.pl
www.chiorino.pl

EMAS
UNI EN ISO 9001:2008
UNI EN ISO 14001:2004

ENGINEERING ADVICE
ON-SITE INSTALLATION SERVICE
AFTER SALES SUPPORT

